

TO: Kristina Doan, ISBE
Ann Freiburg, IDHS
Colleen Cunningham, IDHS
Jennifer Grissom, IDHS
All CFC Managers
Andria Goss, Cook County DCFS
Davette Clark-Johnson, CPS
Kelsey Badger, Erikson Institute's DCFS Intact Program
Allison Lowe-Fotos, Ounce of Prevention Fund
Carmen Garcia, Ounce of Prevention Fund
Karen Berman, Ounce of Prevention Fund
Kalya Goldfarb, Ounce of Prevention Fund

DATE: January 8, 2020

RE: FY 2020 Q1 Developmental Screening Report

Enclosed within are Child Find developmental screening reports and maps reflecting the number of children reported as screened from July 1, 2019 through September 30, 2019 throughout the State of Illinois. Please note that IDHS County Health Department (CHD) data is *not* included. When available, it will be located at <http://www.dhs.state.il.us/page.aspx?item=33422>. We hope to reintegrate this data going forward.

TABLE OF CONTENTS

Narrative	2
Sample Form	4
Directions for Completing Form	5
Data Mappings	8
Screenings Reported by ZIP Code	14
Screenings Reported by Month	26
Screenings Reported by Agencies Represented	31
Screenings Reported by Screening Tool Utilized	35

This report, as well as reports reflecting prior years, is made publicly available on our website at <https://www.childfind-idea-il.us/Screening.aspx>. If you have any questions or concerns about the enclosed information, please feel free to reach out via the contact form on our website at <https://www.childfind-idea-il.us/Contact.aspx> or call (800) 851-6197, option 2.

Best Regards,



Adam Morton
Child Find Project Coordinator

Child Find Project Data Collection Mappings

Background

Since 1998, the Illinois State Board of Education (ISBE) has operated the Child Find Project (Child Find), funded through Individuals with Disabilities Education Act Part B, Preschool Discretionary funds to develop and disseminate public awareness materials to Local Education Agencies (LEAs), Special Education Cooperatives, and the Child and Family Connections (CFC) offices.

The Child Find Project, managed by a single Program Coordinator, collects data on the number and location of developmental screenings taking place across Illinois for children between 0 to 5 years of age. A developmental screening is the use of screening tools to track the development of young children across multiple domains. Child Find receives:

- Data from the 25 CFC sites across Illinois. CFCs are the system point of entry for Early Intervention under the Illinois Department of Human Services (IDHS), and are required to report data to Child Find. CFCs receive data from local school districts, with the exception of Chicago Public School (CPS) District #299, where data is reported directly to Child Find.
- Quarterly data on screenings from all health departments reporting to IDHS, which is obtained from the Cornerstone data entry system (Cornerstone).
- Department of Children and Family Services (DCFS) Cook County for children birth to five who are in care. These screenings are conducted by Erikson Institute (Erikson) /DCFS Early Childhood developmental specialists or by the DCFS Integrated Assessment program.
- Monthly data from Erikson/ DCFS Early Childhood Intact Program for Cook, Northern, Central and Southern regions. Erikson/DCFS Early Childhood developmental specialists administer developmental screenings to children ages birth through three entering the foster care system in Cook County and coordinates assessments statewide. The data is not separated by zip codes but reported by the four DCFS regions.

Through the support of the Early Learning Council, the *0-5 Child Find Screening Data Collection Form* (Data Collection Form) used by reporting entities was updated in 2016 in an effort to gather improved information on referral counts, screening tools used, type of reporting program/entity and the type of referral. Among these improvements, a new field was added to include the zip code of locations performing developmental screenings. The inclusion of this field allows for the mapping of portrays where screenings occur, identify potential gaps in reporting and referrals and make the data useful for stakeholders.

Mappings

Child Find has partnered with the Illinois Early Childhood Asset Map (IECAM) to display, through geo-mapping, where developmental screenings are occurring as reported on the Data Collection Form. Developed in 2006, IECAM is funded by ISBE and the IDHS to provide information on existing services, the demographics of young children and their families, and state resources that serve young children. Child Find provides quarterly reports to IECAM which in turn provides mappings on 0-5 Child Find Screenings:

- Total Screened by CFC region
- Total Referred by CFC region

- Total Screened by Zip Code
- Total Referred by Zip Code

Limitations and exclusions

There is no data system to support unduplicated, disaggregated child level data collection, but the addition of the zip code field draws a broader picture of screenings occurring in the state. Even with the stated improvements to the Data Collection Form, limitations remain:

- Reporting to CFCs is voluntary and reporting entities include: school districts, Local Education Agencies (LEAs), Special Education Cooperatives, Regional Offices of Education, child care providers, Head Start/Early Head Start, Home Visiting programs, Early Intervention providers, health departments, health care providers, DCFS, IDHS Family Case Management, multi-funded programs, and Women, Infants and Children.
- CFCs 8, 9, 10 and 11 serve the City of Chicago but do not conduct screening events – Chicago Public Schools (CPS) #299 coordinates all screenings in these regions. It is up to CPS to report the screenings conducted, and data is not broken down by CFC region or even zip code.
- Reporting entities submit data manually through paper forms. CFCs vary greatly in the frequency and method of reporting data to Child find: Some CFCs email forms to the Project Coordinator as forms are received and other CFCs collect forms throughout a quarter before submitting them all at once via US Mail or fax.
- Delayed reporting from entities to CFCs impacts the timeliness of data to Child Find. CFCs do not all report information to Child Find in regular intervals.
- Data collection is time consuming and complex for both reporting entities and CFCs. Data is often inconsistent and unreliable because not all relevant fields are completed and mathematical miscalculations are recorded in fields. As of May 1, 2018, Child Find is piloting an electronic data collection system with two CFCs. This system would notify reporting entities when a mistake has been entered, prompting a correction before data submission is allowed.
- IDHS does not report data on developmental screenings by zip code. Rather, quarterly Cornerstone data is reported to Child Find in an aggregate format. This constitutes a significant sector of data that cannot be mapped.
- The data is not available in real-time but delayed by at least one quarter.
- The zip code on the Data Collection Form refers to where the screening occurred, not necessarily the home zip code of the children receiving the screening.

Even with limitations, the mappings make the data transparent and provides utility for stakeholders as a quality improvement process. As state agencies, programs, and communities continue to employ developmental screenings as a tool to support children’s development and school readiness, these mappings visually display areas in the state that might be underreporting screenings and need additional supports to increase screenings and referrals. Further, the wide dissemination of the mappings raise awareness of Child Find which may lead to better reporting by both entities and CFCs. Additional fields were added to the Data Collection Form beyond the zip code and future mappings are possible in the future.

**0-5 CHILD FIND
SCREENING DATA COLLECTION FORM**

Please refer to the directions when completing this form.

SECTION I: IDENTIFYING INFORMATION

Current Date: _____	Month/Year of Screenings: _____	CFC Submitting Form: _____
Name of Screening Agency: _____		
Type of Program/Entity ¹ : _____	Zip Code of Locations of Screenings: _____	
Screening Tool(s) used: _____		
Contact Person's Name: _____	Phone Number: _____	
Email Address: _____		

If the screening was part of a shared screening event, please check the following box:

SECTION II: SCREENING INFORMATION

Report Totals								
Total Children Screened	Age 0-11 months	Age 12-23 months	Age 24-35 months	Age 36-47 months	Age 48-60 months	Age 61+ months	Not Referred	Total Referred

Screenings of Children involved with DCFS		
# of Children in Intact Family Services Screened	# of Children of Teen Wards Screened	# of Children in Foster Care Screened

SECTION III: SCREENING RESULTS – REFERRAL COUNTS²

Report Totals for Children Ages 0 – 35 Months								
# Referred to EI	# Referred to LEA (ECSE)	# Referred to EHS	# Referred to PI (center-based)	# Referred to Child Care Program	# Referred to HV	# Referred to Other Services	# Referred to Multiple Services	# Referred for Rescreening

Report Totals for Children Ages 36 – 60 Months							
# Referred to LEA (ECSE)	# Referred to PFA	# Referred to HS	# Referred to Child Care Program	# Referred to HV	# Referred to Other Services	# Referred to Multiple Services	# Referred for Rescreening

Please fax or email completed form(s) by _____ (*insert timeframe*) to your local Child and Family Connections (CFC) office at the following contact information: _____.

You may find your local CFC office by going to the Illinois Department of Human Services office locator at www.dhs.state.il.us. If you have questions regarding this form, please contact the Child Find Project at 1-800-851-6197.

¹ Child Care Provider (CC), Head Start/Early Head Start (HS/EHS), Home Visiting (HV), Multi-Funded Program (MFP), Child and Family Connections (CFC), School District or Local Education Agency (LEA), Early Intervention (EI) Provider, Health Department (HD), Health Care Provider (HC), Women, Infants and Children (WIC), Illinois Department of Children and Family Services (DCFS) or Family Case Management (FCM).

² The following are abbreviations used in SECTION III: EI = Early Intervention; EHS = Early Head Start; PI = Prevention Initiative; HV = Home Visiting; PFA = Preschool for All; and HS = Head Start.

DIRECTIONS FOR COMPLETING 0-5 CHILD FIND SCREENING, REPORTING AND DATA COLLECTION FORM

The Illinois State Board of Education (ISBE) operates the Child Find Project (the “Project”). The Project is funded through IDEA Part B, Preschool Discretionary funds to develop and disseminate public awareness materials to Local Education Agencies (LEAs), Special Education Cooperatives, and the Child and Family Connections (CFC) offices. One activity of the Project is to collect data on the number and location of developmental screenings taking place across the State of Illinois for children between 0 and 5 years of age. The purpose of the 0-5 Child Find Screening, Reporting and Data Collection Form (the “Form”) is the collection of said data by the Project. If your program administers developmental screenings, you should report screening data to the Project using the Form. This applies to developmental screenings only and not to other types of screenings, such as those for vision or hearing. Agencies are required to complete each section of the Form.

The following are certain definitions that may be useful when completing the Form:

Health Department – A certified public health department of a county or the City of Chicago that strives to meet the public health needs of its jurisdiction.

Health Care Provider – A primary care physician, clinic, etc.

Home Visiting – A voluntary program serving pregnant women and children up to the age of 5 that promotes positive parenting practices and builds healthy parent-child relationships, which makes them an essential strategy for reducing child abuse and neglect, improving health outcomes for mothers and children, and increasing school readiness. Home visiting services use evidence-based, intensive, outcome-driven models that promote parent-child attachment; provide developmental screening, monitoring, and referrals; and provide linkages to community resources and services. Additional information pertaining to home visiting in Illinois can be found at <http://www.igrowillinois.org/>.

Multi-Funded Program – A program receiving separate funds from two or more program funding streams that are integrated or blended in order to pay for total program expenditures.

SECTION I: IDENTIFYING INFORMATION

This information allows the tracking of locations of screenings that occur, what programs or entities are involved in screenings, at what frequency screenings occur in a particular area, and who participates in screening activities.

Current Date – Insert the date the screening form is completed.

Month/Year of Screening – For cumulative reporting, insert the month and year the screenings took place.

CFC Submitting Form – CFCs should insert their CFC #, if a CFC is submitting a completed form.

Name of Screening Agency – Insert the name of the agency or provider undertaking the screening. Please note that such an agency or provider may include, but is not limited to, the following: Child Care Provider (CC); Head Start/Early Head Start (HS/EHS); Home Visiting (HV); Multi-Funded Program (MFP); Child and Family Connections (CFC); School District or Local Education Agency (LEA); Early Intervention (EI) Provider; Health Department (HD); Health Care Provider (HC); Women, Infants and

Children (WIC); Illinois Department of Children and Family Services (DCFS); or Family Case Management (FCM).

This information is gathered for data collection purposes only. If the screening is a joint effort between two or more CFCs or two or more school districts, indicate all CFCs and school districts involved in the joint effort, in order to show the area in which screenings are taking place. If a joint screening takes place with a CFC and a school district, the screenings will be attributed to the CFC or school district based on the ages of the children screened. Separate reports may be submitted if easier on reporting entities.

Type of Program/Entity – Insert the type of program or entity that describes the Screening Agency. Options include the following: Child Care Provider (CC); Head Start/Early Head Start (HS/EHS); Home Visiting (HV); Multi-Funded Program (MFP); Child and Family Connections (CFC); School District or Local Education Agency (LEA); Early Intervention (EI) Provider; Health Department (HD); Health Care Provider (HC); Women, Infants and Children (WIC); Illinois Department of Children and Family Services (DCFS); or Family Case Management (FCM).

Zip Code of the Locations of Screenings – Identify the zip code of the location of the screening event. One form should be submitted per event, as such, only one zip code should be entered here.

Screening Tool – Identify name of Developmental Screening tool(s) administered (e.g., ASQ3, ASQ-SE, DIAL, Brigance, other) by listing all that apply on the Form. Do not include other screenings performed such as Vision, Hearing, etc.

Contact Person (Name, Phone Number and Email Address) – Insert the name, telephone number and email address of the individual in charge of the screening session.

Name of Agency – List agency(ies) or individual provider(s) conducting the screening activity(ies), if screening event is community-wide or a joint-effort.

SECTION II: SCREENING INFORMATION

This information allows the tracking of the number of children screened and their age at the time of screening. Please note that the data for Section II refers to the total number of children screened (and is not separated out by zip codes as in Section I above).

Total Children Screened – Total number of children screened during event of cumulative monthly report.

Age 0-61+ Months – In the appropriate box, indicate the number of children by age who were screened.

Not Referred – Children who were screened but no referral was needed.

Total Referred – Children who were screened and a referral was needed.

The “Total Children Screened” count in Section II of the Form should equal the number of children referred *plus* the number of children not referred.

For purposes of the Form, a **Referral** occurs when a provider completes a screening and provides

information on how to connect families to a service provider that can meet the child and family's needs as indicated on the screening. Guidance on *referring families* may be found at the websites for (i) ExceleRate Illinois (including, the following link: <http://www.exceleRateillinoisproviders.com/docman/resources/91-three-steps-to-screening/file>) and (ii) U.S. Department of Health and Family Services—Office of Administration for Children and Families for *Birth to 5: Watch Me Thrive!* (including, the following link: https://www.acf.hhs.gov/sites/default/files/ece/ece_providers_guide_march2014.pdf)

For purposes of data related to the screenings of children involved with DCFS (which is collected in the second table in Section II), please note the following:

of Children in Intact Family Services Screened – refers to the number of children screened who are involved with DCFS but are not in DCFS protective custody and are residing with their families as part of DCFS's Intact Families program.

of Children of Teen Wards Screened – refers to the number of children screened whose parents are wards of DCFS.

of Children in Foster Care Screened – refers to the number of children screened who are in DCFS care and residing with a foster family.

SECTION III: SCREENING RESULTS – REFERRAL COUNTS

The information submitted here allows the tracking of referrals made for children ages 0-35 months and 36-50 months.

Indicate the number of children referred for further evaluation in the appropriate referral count box identified. If a referral type is not listed, please indicate the name of the agency(ies) receiving referral(s) and the number of children involved. Please note that the numbers used in Section III will overlap and will not always match-up to the number used in the category of "Total Referred" in Section II above.

Referred to Other Services – Indicate the number of children referred to community based programs/agencies (i.e., speech, hearing, vision).

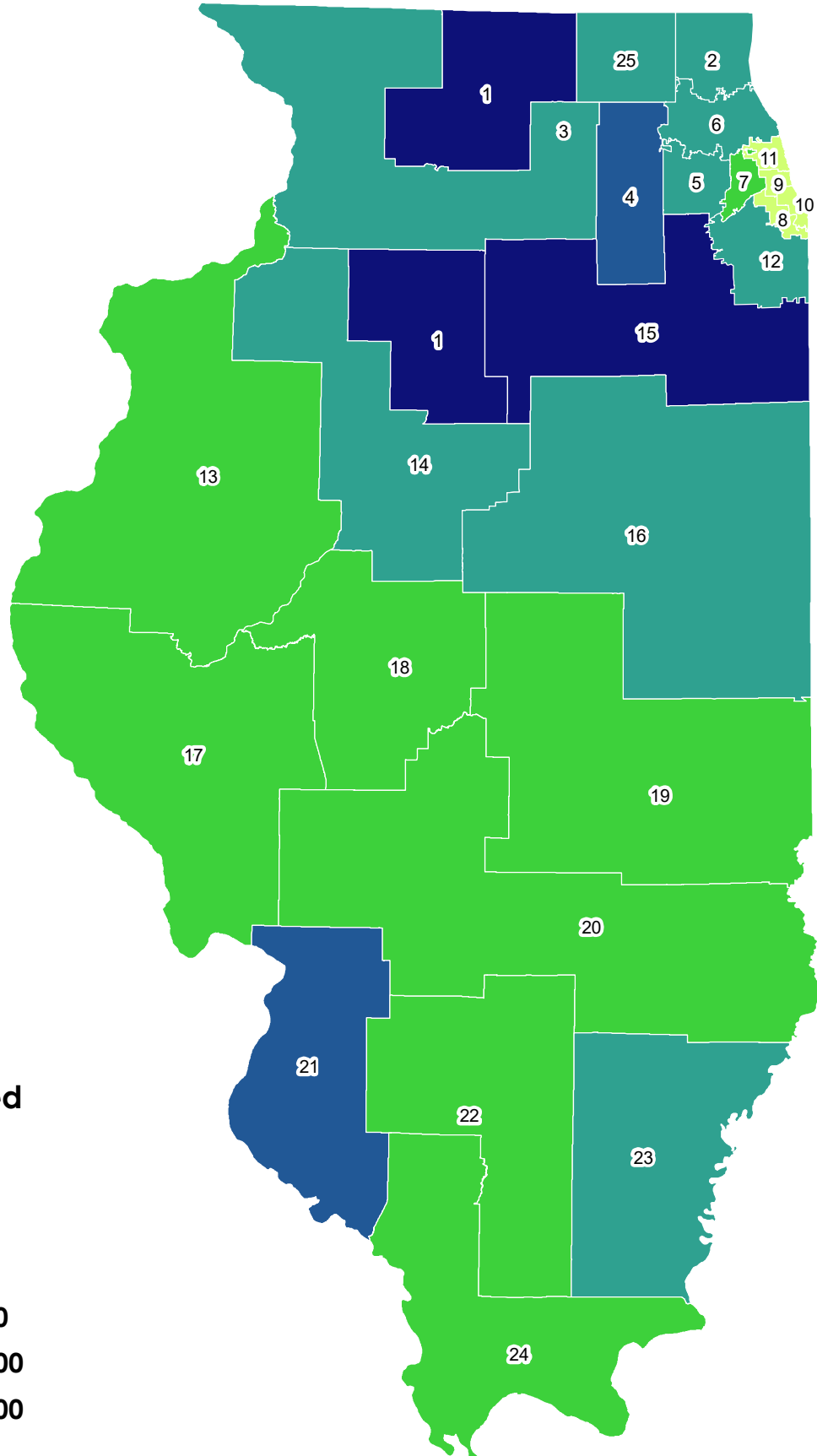
Referred for Rescreening – Indicate the number of children who did not score a concern on the screening, but are determined to benefit from a repeat screening at a later date (due to parent report of functioning variance, unable to screen, other concerns screener may have, etc.).

Referred to Multiple Services – If more than one of the other categories in this Section III has been checked, then also check "Referred for Multiple Services". *Please note that some children may be referred to multiple services and we want to know how many children present like that.*


Please **fax or email** completed reports to the local Child and Family Connections (CFC) office, attention Local Interagency Council (LIC) Coordinator. The LIC Coordinator is responsible for collecting all 0-5 Screening Collection forms relating to screening activities for children 0-5 years of age occurring in the service area. These reports are forwarded monthly to the State's Child Find Project Coordinator for statewide analysis and data compilation.

Child Find Screening FY2020 Q1

Total children birth to 5 screened by CFC region



Total Screened

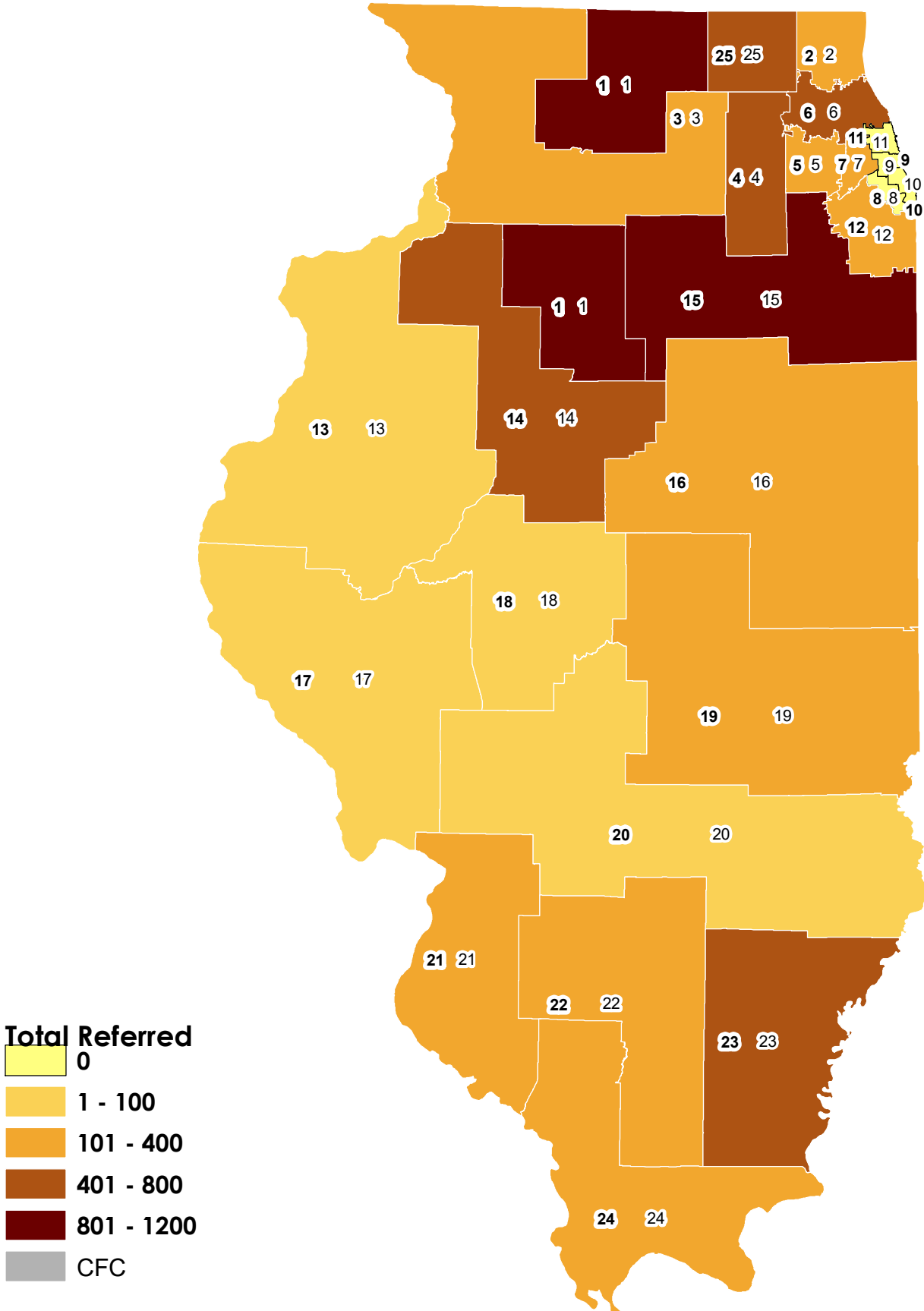


State total: 13,560

Notes: Map doesn't show children screened by CPS, CHDC, and DCFS as they don't have CFC information. The state total includes all data collected.

Child Find Screening FY2020 Q1

Total children birth to 5 referred by CFC region

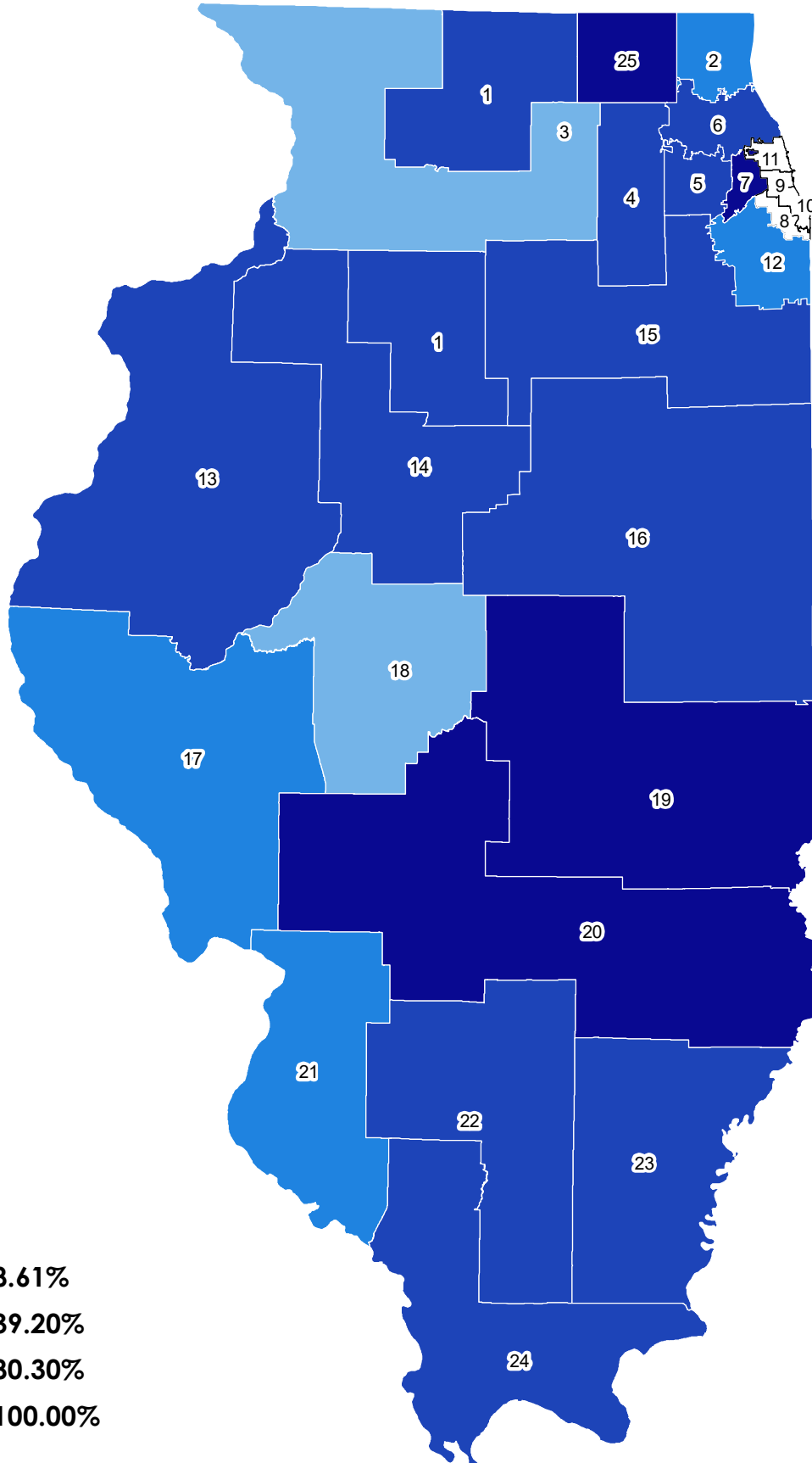


State total referred: 6,985


Notes: Map doesn't show children screened by CPS, CHDC, and DCFS as they don't have CFC information. State total referred includes all data collected.

Child Find Screening FY2020 Q1

Percent of children birth to 5 (Total Referred/Total Screened)



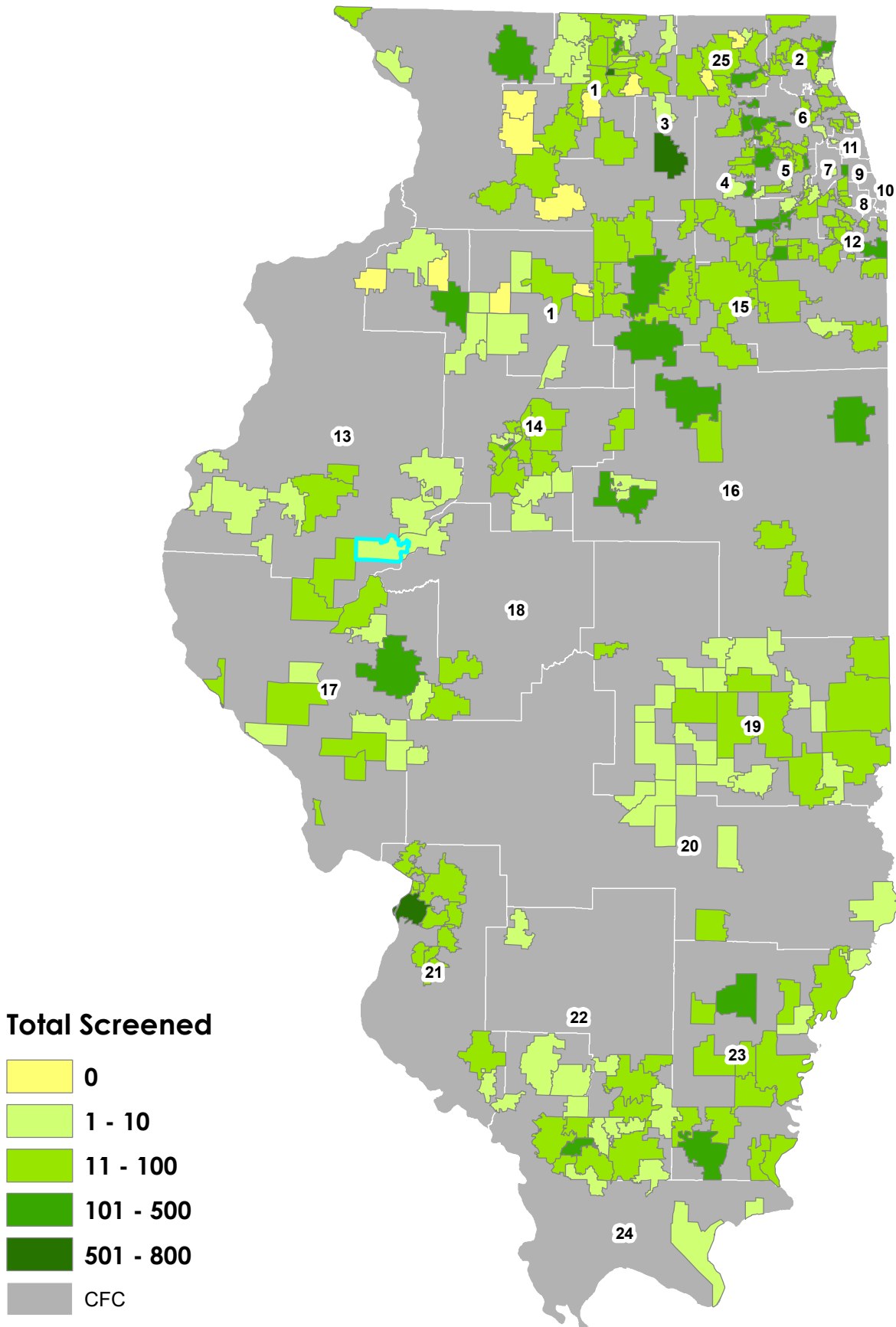
Percent



State average: 51.51%

Child Find Screening FY2020 Q1

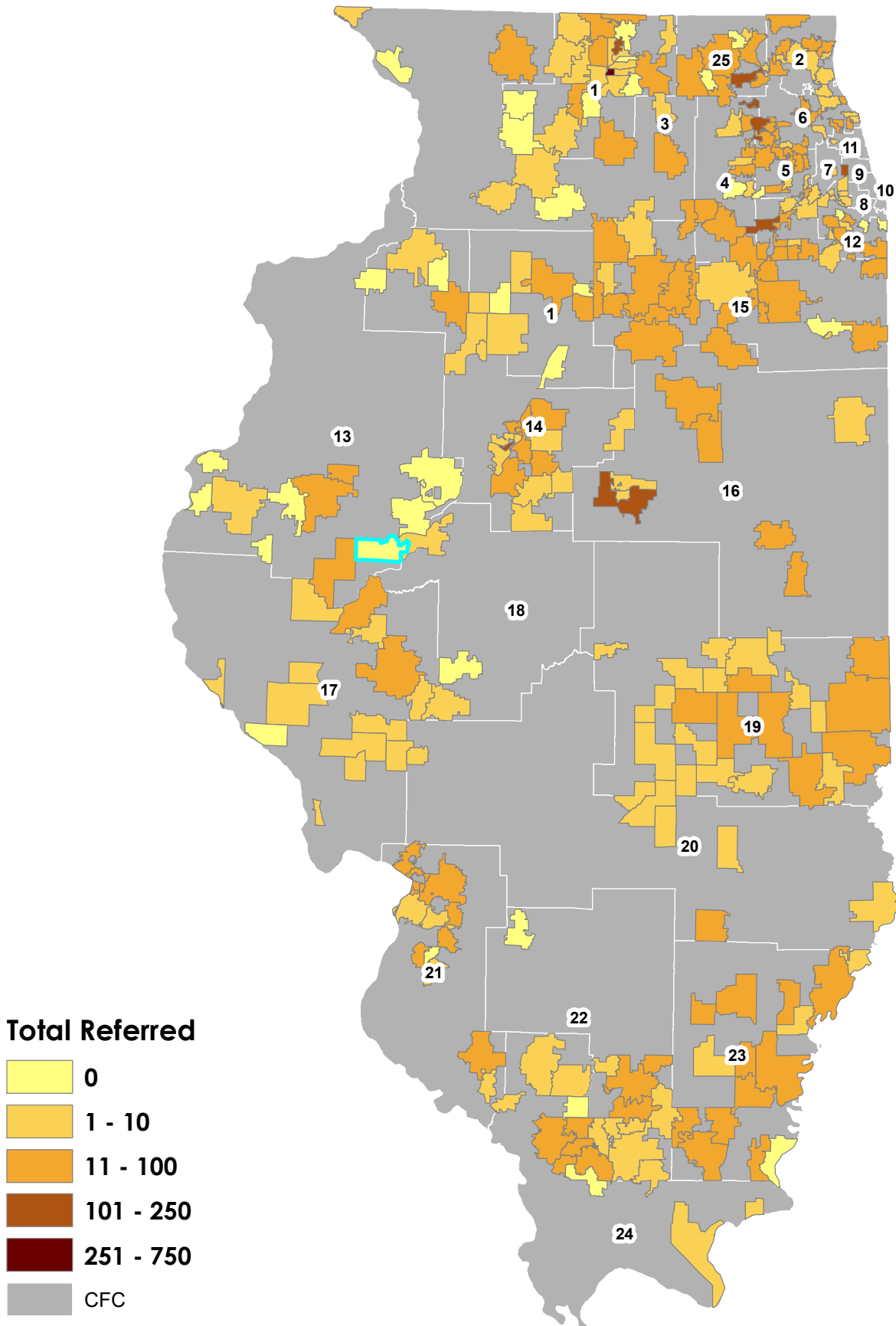
Total children birth to 5 screened by Zip Code



Notes: Data doesn't include children screened by CPS, CHDC, and DCFS as they don't have zip code information.

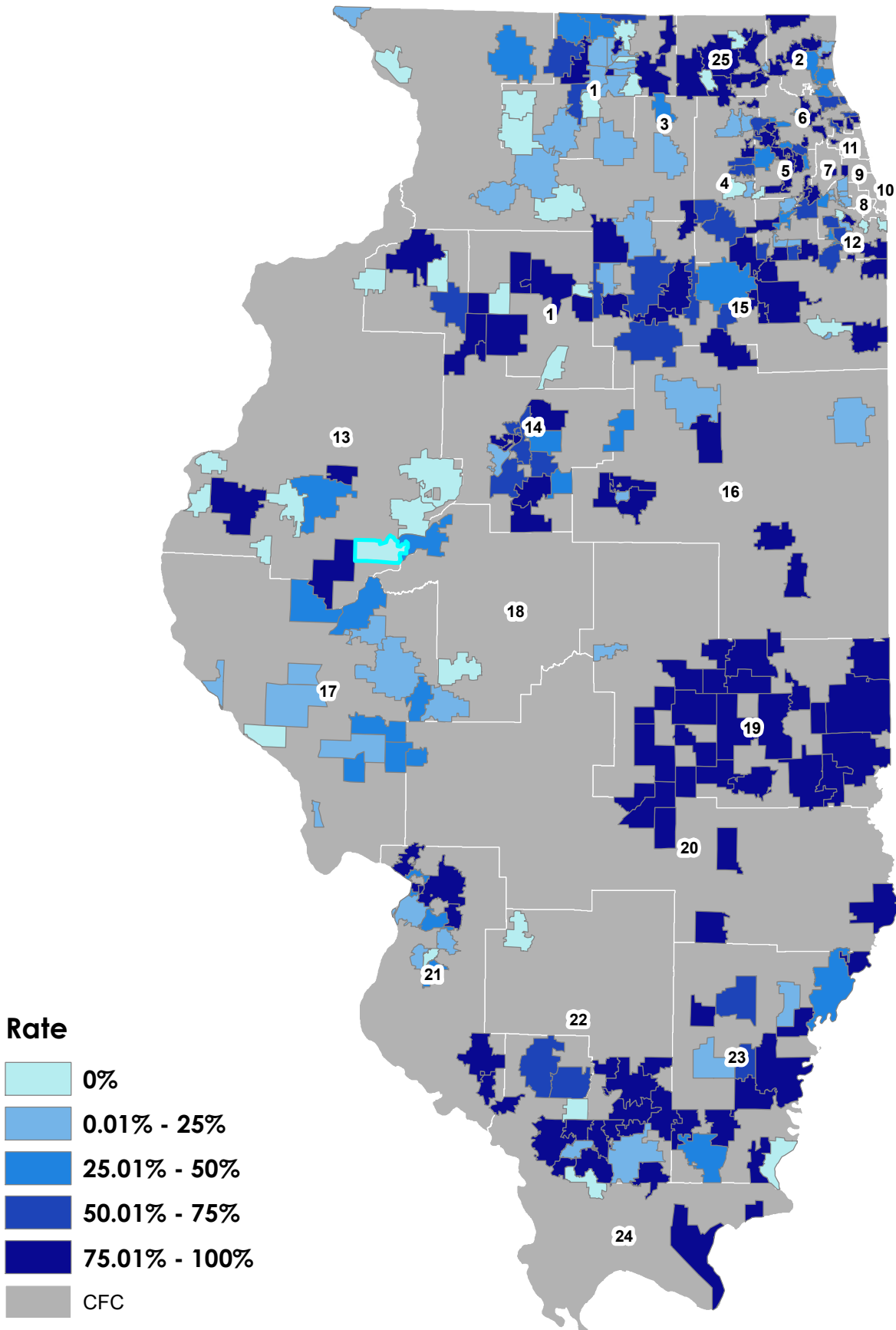
Child Find Screening FY2020 Q1

Total children birth to 5 referred by Zip Code



Notes: Data doesn't include children screened by CPS, CHDC, and DCFS as they don't have zip code information.

Child Find Screening FY2020 Q1 Percent of children birth to 5 by Zip Code (Total referred/Total screened)



Notes: Data doesn't include children screened by CPS, CHDC, and DCFS as they don't have zip code information.

Screenings Reported by CFC/CPS/DCFS and ZIP / FY2020 Q1

Zip Code	Total Screened	Screenings of Children involved with DCFS						Not Referred	Total Referred	# of Children Ages 0 to 3 Referred to										# of Children Ages 3 to 5 Referred to						Sub-Totals									
		Ages (in Months)								In Intact	Children	In	Family Services	of Teen Wards	Foster Care	LEA EI	LEA (ECSE)	EHS	PI (center-based)	Child Care Program	HV	Other Services	Multiple Services	Rescreening	LEA (ECSE)	PFA	HS	Child Care Program	Other HV	Multiple Services	Rescreening	Ages 0-35 mos.	Ages 36-61+ mos.		
CFC #01	Child & Family Connections, Youth Services Network, Inc., 107 North 3rd Street, Rockford, IL 61107 - Dee Dee Lowery																																		
60180	0	0	0	0	0	0	0	0	0	0	0	0	0	0	0	0	0	0	0	0	0	0	0	0	0	0	0	0	0	0	0	0	0	0	0
61008	52	0	0	0	26	26	0	0	52	0	0	3	0	0	0	0	0	0	0	0	0	0	0	0	0	0	52	4	4	0	0	52			
61010	21	0	0	0	13	8	0	6	15	4	0	0	0	0	0	0	0	0	0	0	0	1	14	0	0	0	0	0	0	0	0	0	0	21	
61012	8	0	0	1	3	4	0	0	8	0	0	0	0	1	0	0	0	0	0	0	0	1	6	0	0	0	2	3	1	1	1	7			
61016	0	0	0	0	0	0	0	0	0	0	0	0	0	0	0	0	0	0	0	0	0	0	0	0	0	0	0	0	0	0	0	0	0	0	0
61024	7	0	0	0	5	2	0	4	3	0	0	1	0	0	0	0	0	0	0	0	0	1	2	0	0	0	0	0	0	0	0	0	0	7	
61030	0	0	0	0	0	0	0	0	0	0	0	0	0	0	0	0	0	0	0	0	0	0	0	0	0	0	0	0	0	0	0	0	0	0	0
61061	50	1	4	6	32	7	0	41	9	0	0	0	0	0	0	0	0	0	0	0	9	0	0	0	0	0	0	0	0	0	0	11	39		
61063	8	0	0	1	5	2	0	3	5	0	0	0	0	0	0	0	0	1	0	0	1	0	0	0	0	3	0	0	0	1	7				
61064	0	0	0	0	0	0	0	0	0	0	0	0	0	0	0	0	0	0	0	0	0	0	0	0	0	0	0	0	0	0	0	0	0	0	0
61068	92	1	2	9	70	10	0	79	13	0	0	0	1	0	0	0	0	0	0	0	12	0	0	0	0	0	0	0	0	12	80				
61072	54	0	0	1	8	10	35	28	26	0	0	0	0	1	0	0	0	0	0	0	6	10	0	0	0	0	0	1	10	1	53				
61073	3	0	1	2	0	0	0	3	0	0	0	1	0	0	0	0	0	0	0	0	0	0	0	0	0	0	0	0	0	0	3	0			
61079	0	0	0	0	0	0	0	0	0	0	0	0	0	0	0	0	0	0	0	0	0	0	0	0	0	0	0	0	0	0	0	0	0	0	0
61080	19	0	0	1	2	5	11	8	11	0	0	1	0	0	0	0	0	0	0	0	8	0	0	0	0	0	0	0	3	1	18				
61084	0	0	0	0	0	0	0	0	0	0	0	0	0	0	0	0	0	0	0	0	0	0	0	0	0	0	0	0	0	0	0	0	0	0	0
61088	10	0	0	0	7	3	0	1	9	0	0	0	0	0	0	0	0	0	0	0	0	0	0	0	0	8	0	1	0	10					
61101	57	14	20	21	1	1	0	46	11	3	0	1	0	0	0	0	0	0	0	0	11	0	0	0	0	0	0	0	0	55	2				
61102	29	9	12	8	0	0	0	26	3	1	0	0	1	0	0	0	0	0	0	0	2	0	0	0	0	0	0	0	0	29	0				
61103	25	8	7	10	0	0	0	20	5	0	0	1	1	0	0	0	0	0	0	0	4	0	0	0	0	0	0	0	0	25	0				
61104	777	23	32	26	465	231	0	50	727	6	1	12	2	0	0	0	0	0	0	0	29	9	696	182	25	0	0	465	352	81	696				
61107	27	8	7	11	1	0	0	22	5	0	0	1	0	0	0	0	0	0	0	0	5	0	0	0	0	0	0	0	0	26	1				
61108	37	8	13	16	0	0	0	35	2	0	0	0	0	0	0	0	0	0	0	0	2	0	0	0	0	0	0	0	0	37	0				
61109	41	9	15	17	0	0	0	39	2	1	0	0	1	0	0	0	0	0	0	0	1	0	0	0	0	0	0	0	0	41	0				
61111	13	1	1	1	5	5	0	11	2	0	0	0	0	0	0	0	0	0	0	0	1	0	0	0	0	0	0	1	3	10					
61112	0	0	0	0	0	0	0	0	0	0	0	0	0	0	0	0	0	0	0	0	0	0	0	0	0	0	0	0	0	0	0	0	0	0	0
61114	4	2	0	2	0	0	0	4	0	0	0	0	0	0	0	0	0	0	0	0	0	0	0	0	0	0	0	0	4	0					
61115	115	6	6	8	53	42	0	5	110	0	0	1	1	0	0	14	0	0	0	0	0	17	67	0	0	0	0	0	11	20	95				
61235	0	0	0	0	0	0	0	0	0	0	0	0	0	0	0	0	0	0	0	0	0	0	0	0	0	0	0	0	0	0	0	0	0	0	0
61254	1	0	1	0	0	0	0	0	1	0	0	0	0	0	0	0	0	1	0	0	0	0	0	0	0	0	0	0	0	1	0				
61273	0	0	0	0	0	0	0	0	0	0	0	0	0	0	0	0	0	0	0	0	0	0	0	0	0	0	0	0	0	0	0	0	0	0	0
61301	1	0	0	0	1	0	0	0	1	0	0	0	0	0	0	0	0	0	0	0	0	1	0	0	0	0	0	0	0	0	1				
61310	0	0	0	0	0	0	0	0	0	0	0	0	0	0	0	0	0	0	0	0	0	0	0	0	0	0	0	0	0	0	0	0	0	0	0

Screenings Reported by CFC/CPS/DCFS and ZIP / FY2020 Q1

Zip Code	Total Screened	Screenings of Children involved with DCFS						Not Referred	Total Referred	# of Children Ages 0 to 3 Referred to										# of Children Ages 3 to 5 Referred to						Sub-Totals									
		Ages (in Months)								In Intact Family Services	Children of Teen Wards	In Foster Care	EI	LEA (ECSE)	EHS	PI (center-based)	Child Care Program	HV	Other Services	Multiple Services	Rescreening	LEA (ECSE)	PFA	HS	Child Care Program	Other HV Services	Multiple Services	Rescreening	Ages 0-35 mos.	Ages 36-61+ mos.					
61314	0	0	0	0	0	0	0	0	0	0	0	0	0	0	0	0	0	0	0	0	0	0	0	0	0	0	0	0	0	0	0	0	0	0	
61325	0	0	0	0	0	0	0	0	0	0	0	0	0	0	0	0	0	0	0	0	0	0	0	0	0	0	0	0	0	0	0	0	0	0	
61326	23	0	0	0	16	7	0	0	23	0	0	0	0	0	0	0	0	0	0	0	0	21	0	0	0	1	0	1	0	0	0	23	0		
61345	5	0	0	1	3	1	0	1	4	0	0	0	0	0	0	1	0	0	0	0	0	0	0	0	2	0	1	1	0	0	4	1	4		
61348	0	0	0	0	0	0	0	0	0	0	0	0	0	0	0	0	0	0	0	0	0	0	0	0	0	0	0	0	0	0	0	0	0	0	
61350	0	0	0	0	0	0	0	0	0	0	0	0	0	0	0	0	0	0	0	0	0	0	0	0	0	0	0	0	0	0	0	0	0	0	
61354	2	0	0	0	1	1	0	1	1	0	0	0	0	0	0	0	0	0	0	0	0	1	0	0	0	0	0	0	0	0	0	0	0	2	
61356	31	0	5	11	6	9	0	2	29	1	0	1	0	0	0	0	6	8	0	0	0	15	0	0	0	0	0	0	0	0	0	16	15		
61362	0	0	0	0	0	0	0	0	0	0	0	0	0	0	0	0	0	0	0	0	0	0	0	0	0	0	0	0	0	0	0	0	0	0	
61379	1	1	0	0	0	0	0	0	1	0	0	0	0	0	0	1	0	0	0	0	0	0	0	0	0	0	0	0	0	0	1	0	0	0	
61421	6	2	1	3	0	0	0	0	6	0	0	0	0	0	0	6	0	0	0	0	0	0	0	0	0	0	0	0	0	0	6	0	0	0	
61443	16	5	5	6	0	0	0	0	16	0	0	0	0	0	0	16	0	0	0	0	0	0	0	0	0	0	0	0	0	16	0	0	0	0	
61483	1	0	1	0	0	0	0	0	1	0	0	0	0	0	0	1	0	0	0	0	0	0	0	0	0	0	0	0	0	1	0	0	0	0	
61491	4	1	2	1	0	0	0	0	4	0	0	0	0	0	0	4	0	0	0	0	0	0	0	0	0	0	0	0	0	4	0	0	0	0	
61540	9	0	0	0	6	3	0	9	0	0	0	0	0	0	0	0	0	0	0	0	0	0	0	0	0	0	0	0	0	0	0	0	0	9	0
TOTAL	1549	99	135	163	729	377	46	444	1105	16	1	23	7	2	0	14	0	36	9	0	55	65	833	182	25	0	68	473	385	397	1152				

CFC #02 Child & Family Connections, Lake County Health Department, 3010 Grand Ave, 2nd Floor, Waukegan, IL 60085 - Donna Musser

60002	20	0	0	2	9	9	0	4	16	0	0	0	0	1	0	0	0	0	1	0	0	7	13	0	0	0	0	6	0	2	18	0	0
60015	13	0	0	1	6	6	0	7	6	0	0	0	0	0	0	0	0	0	0	0	0	6	0	0	0	0	0	0	0	1	12	0	0
60030	11	0	0	0	8	3	0	1	10	0	0	0	0	0	0	0	0	0	0	0	3	7	0	0	0	0	0	0	0	0	11	0	0
60031	12	0	0	0	5	7	0	1	11	0	0	0	0	0	0	0	0	0	0	0	2	9	0	0	0	0	0	0	0	0	12	0	0
60045	7	0	0	0	3	4	0	4	3	0	0	1	0	0	0	0	0	0	0	0	3	0	0	0	0	0	0	0	0	0	7	0	0
60048	18	0	0	0	7	11	0	10	8	0	0	0	0	0	0	0	0	0	0	0	0	0	0	0	0	5	0	3	0	18	0	0	
60064	2	0	0	0	2	0	0	0	2	0	0	0	0	0	0	0	0	0	0	0	0	0	0	0	0	0	0	1	0	2	0	0	
60073	81	0	0	0	25	56	0	0	87	0	0	0	0	0	0	0	0	0	0	0	18	44	25	0	0	0	0	0	0	81	0	0	
60084	39	0	0	0	20	18	1	6	33	0	0	0	0	0	0	0	0	0	0	0	0	25	0	0	0	6	0	3	0	39	0	0	
60085	377	102	137	136	2	0	0	337	40	1	0	2	34	4	0	0	1	2	4	0	0	0	0	0	0	0	0	0	0	375	2	0	0
TOTAL	580	102	137	139	87	114	1	370	216	1	0	3	34	5	0	0	1	2	5	0	0	39	98	25	0	0	11	6	7	378	202		

CFC #03 Child & Family Connections, Regional Office of Education for Carroll, Jo Daviess, & Stephenson Co., 27 S State Ave, Ste 101, Freeport, IL 61032 - Angela Hodges

60115	579	310	123	64	43	39	0	538	41	0	0	0	0	0	0	0	0	0	0	0	0	0	0	0	0	0	0	0	0	0	0	497	82	0	0
-------	-----	-----	-----	----	----	----	---	-----	----	---	---	---	---	---	---	---	---	---	---	---	---	---	---	---	---	---	---	---	---	---	---	-----	----	---	---

Screenings Reported by CFC/CPS/DCFS and ZIP / FY2020 Q1

Zip Code	Total Screened	Ages (in Months)						Not Referred	Total Referred	Screenings of Children involved with DCFS			# of Children Ages 0 to 3 Referred to								# of Children Ages 3 to 5 Referred to					Sub-Totals						
		0-11	12-23	24-35	36-47	48-60	61+			In Intact Family Services	Children of Teen Wards	In Foster Care	EI	LEA (ECSE)	EHS	PI (center-based)	Child Care Program	HV	Other Services	Multiple Services	Rescreening	LEA (ECSE)	PFA	HS	Child Care Program	Other HV Services	Multiple Services	Rescreening	Ages 0-35 mos.	Ages 36-61+ mos.		
60145	7	0	0	0	4	3	0	5	2	0	0	0	0	0	0	0	0	0	0	0	0	0	0	0	0	0	0	2	0	7		
60548	29	0	0	1	13	15	0	7	22	0	0	2	0	0	0	0	0	0	1	0	0	1	19	0	0	1	0	0	1	28		
61021	22	17	3	2	0	0	0	18	4	0	0	0	4	0	0	0	0	0	0	0	0	0	0	0	0	0	0	22	0			
61025	15	3	4	3	5	0	0	14	1	0	0	0	0	0	0	0	0	1	0	0	0	0	0	0	0	0	0	10	5			
61032	242	149	27	10	33	23	0	158	84	0	0	1	2	2	1	0	0	0	0	0	0	25	1	42	11	0	0	0	0	186	56	
61041	5	1	3	0	1	0	0	5	0	0	0	0	0	0	0	0	0	0	0	0	0	0	0	0	0	0	0	4	1			
61071	41	0	0	3	25	13	0	35	7	0	0	0	0	0	0	0	0	0	0	0	1	3	1	0	0	0	0	2	3	38		
TOTAL	940	480	160	83	124	93	0	780	161	0	0	3	6	2	1	0	0	0	0	2	0	26	5	62	11	0	0	1	0	4	723	217

CFC #04 Child & Family Connections, DayOne PACT, 1551 E Fabyan Pkwy, Geneva, IL 60134 - Ellana Mavromatis

60109	17	0	0	0	12	5	0	17	0	0	0	0	0	0	0	0	0	0	0	0	0	0	0	0	0	0	0	0	0	17	
60110	220	4	8	14	62	132	0	33	187	0	0	0	3	0	0	0	0	0	2	0	0	12	174	0	0	0	0	2	0	26	194
60120	187	16	31	22	43	74	1	74	113	0	0	0	5	0	0	0	0	0	0	0	0	0	93	0	0	0	15	0	0	69	118
60123	126	18	21	20	17	48	0	96	30	0	0	0	6	0	0	0	0	0	0	0	0	0	24	0	0	0	2	0	0	59	65
60124	19	0	0	0	10	8	1	17	2	0	0	0	0	0	0	0	0	0	0	0	0	2	0	0	0	0	0	0	0	19	
60134	11	0	0	0	4	7	0	5	6	0	0	0	0	0	0	0	0	0	0	0	0	6	0	0	0	0	0	0	0	11	
60174	16	0	0	0	10	6	0	2	14	0	0	0	0	0	0	0	0	0	0	0	0	10	3	0	0	0	0	0	1	16	
60181	95	13	38	34	8	2	0	56	39	0	0	0	35	4	0	0	0	0	0	0	0	0	0	0	0	0	0	0	85	10	
60505	357	21	47	50	104	134	1	354	3	0	0	0	3	0	0	0	0	0	0	0	0	0	0	0	0	0	0	0	118	239	
60506	4	1	1	1	1	0	0	4	0	0	0	0	0	0	0	0	0	0	0	0	0	0	0	0	0	0	0	0	3	1	
60510	38	0	0	4	25	9	0	16	22	0	0	0	1	0	0	0	0	0	1	0	1	6	0	0	0	0	11	0	2	4	34
60545	29	0	0	0	18	11	0	11	18	0	0	0	0	0	0	0	0	0	0	0	0	3	7	0	0	0	0	0	10	0	29
60560	16	0	0	0	13	3	0	5	11	0	0	0	0	0	0	0	0	0	0	0	0	0	4	0	0	0	0	0	7	0	16
TOTAL	1135	73	146	145	327	439	3	690	445	0	0	0	53	4	0	0	0	0	3	0	1	39	305	0	0	0	28	2	20	364	769

CFC #05 Child & Family Connections, DayOne PACT, 750 Warrenville Rd, Ste 300, Lisle, IL 60532 - Marianne McGuire

60101	39	0	0	0	20	19	0	10	29	0	0	0	0	0	0	0	0	0	0	0	0	3	27	0	0	0	0	1	0	0	39
60103	15	0	0	0	5	10	0	0	15	0	0	0	0	0	0	0	0	0	0	0	0	0	10	0	0	0	5	0	0	0	15
60108	17	0	0	0	5	12	0	9	8	0	0	0	0	0	0	0	0	0	0	0	0	3	0	0	0	0	0	0	5	0	17
60133	45	0	0	0	25	20	0	5	40	0	0	1	0	0	0	0	0	0	0	0	0	1	39	0	0	0	0	0	0	0	45
60137	11	3	3	5	0	0	0	0	11	0	0	0	0	0	0	0	0	3	0	8	0	0	0	0	0	0	0	0	11	0	11
60139	44	5	0	0	18	21	0	7	37	0	0	0	0	0	0	0	4	2	0	0	0	2	23	0	0	0	1	5	1	5	39

Screenings Reported by CFC/CPS/DCFS and ZIP / FY2020 Q1

Zip Code	Total Screened	Screenings of Children involved with DCFS							# of Children Ages 0 to 3 Referred to										# of Children Ages 3 to 5 Referred to						Sub-Totals						
		Ages (in Months)						Not Referred	Total Referred	In Intact Family Services	Children of Teen Wards	In Foster Care	EI	LEA (ECSE)	EHS	PI (center-based)	Child Care Program	HV	Other Services	Multiple Services	Rescreening	LEA (ECSE)	PFA	HS	Child Care Program	HV	Other Services	Multiple Services	Rescreening	Ages 0-35 mos.	Ages 36-61+ mos.
		0-11	12-23	24-35	36-47	48-60	61+																								
60148	45	0	3	6	21	15	0	8	37	0	0	0	0	1	0	0	0	0	4	0	4	12	15	0	0	0	0	0	1	9	36
60181	62	9	17	21	7	6	2	29	33	0	0	0	24	9	0	0	0	0	0	0	0	0	0	0	0	0	0	0	47	15	
60185	152	26	33	44	31	18	0	94	58	0	0	0	5	5	0	0	0	0	0	0	0	47	1	0	0	0	0	0	103	49	
60188	21	1	2	3	9	6	0	4	17	0	0	0	0	1	0	0	0	0	0	0	5	4	4	0	0	0	0	1	2	6	15
60191	29	0	0	2	16	11	0	0	29	0	0	0	0	0	0	0	0	2	0	0	3	24	0	0	0	0	0	0	2	27	
60439	5	0	0	0	0	5	0	3	2	0	0	0	0	0	0	0	0	0	0	0	0	2	0	0	0	0	0	0	0	5	
60504	7	0	0	1	6	0	0	7	0	0	0	0	0	0	0	0	0	0	0	0	0	0	0	0	0	0	0	0	1	6	
60527	10	0	0	0	6	4	0	0	10	0	0	0	0	0	0	0	0	0	0	0	0	5	5	0	0	0	0	0	0	10	
60532	7	0	0	3	0	4	0	1	6	0	0	0	0	3	0	0	0	0	0	0	3	0	0	0	0	0	0	0	3	4	
60540	17	4	6	7	0	0	0	2	15	0	0	0	7	0	0	0	0	7	0	1	2	0	0	0	0	0	0	0	17	0	
60559	7	0	0	0	2	5	0	1	6	0	0	0	0	0	0	0	0	0	0	0	5	0	0	0	0	0	0	1	0	7	
60561	19	0	0	3	8	8	0	2	17	0	0	0	0	0	0	0	0	0	0	0	0	11	0	6	0	0	0	0	3	16	
TOTAL	552	48	64	95	179	164	2	182	370	0	0	1	36	19	0	0	0	11	11	1	19	36	207	6	6	0	6	7	10	207	345

CFC #06 Child & Family Connections, Clearbrook, 1835 W Central Rd, Arlington Heights, IL 60005 - Jason Tietz

60004	93	0	0	44	20	29	0	21	72	0	0	0	18	8	0	0	0	0	0	0	46	0	0	0	0	0	0	0	44	49	
60008	42	0	0	30	12	0	0	30	12	0	0	0	0	0	0	0	0	0	0	0	2	10	0	0	0	0	0	0	30	12	
60018	1	0	0	1	0	0	0	0	1	0	0	0	0	1	0	0	0	0	0	0	0	0	0	0	0	0	0	0	1	0	
60022	19	0	0	1	10	6	2	6	13	0	0	0	0	1	0	0	0	0	0	0	12	0	0	0	0	0	0	0	1	18	
60053	73	1	1	3	36	31	1	5	68	0	0	0	0	4	0	0	0	0	0	0	17	47	0	0	0	0	0	0	5	68	
60056	71	0	0	3	36	32	0	9	62	0	0	0	0	2	0	0	0	0	1	0	6	44	0	0	0	9	0	0	3	68	
60062	11	0	0	0	4	7	0	4	7	0	0	0	0	0	0	0	0	0	0	0	6	0	0	0	0	1	0	0	11		
60076	19	0	0	2	8	7	2	4	15	0	0	0	0	1	0	0	0	0	0	0	9	0	0	0	0	5	0	2	17		
60091	14	0	0	0	6	8	0	6	8	0	0	0	0	0	0	0	0	0	0	0	8	0	0	0	0	0	0	0	14		
60107	83	0	0	1	31	51	0	4	79	0	0	0	1	0	0	0	0	0	0	0	0	58	0	0	0	17	0	3	1	82	
60194	120	1	2	7	59	51	0	67	53	0	0	0	0	0	0	0	0	0	0	0	0	35	0	0	0	18	0	0	10	110	
60201	5	0	0	0	3	2	0	0	5	0	0	0	0	0	0	0	0	0	0	0	0	2	0	0	0	2	0	1	0	5	
60714	38	1	5	13	10	8	1	16	22	0	0	1	5	6	0	0	0	0	0	0	4	0	0	0	0	0	0	4	19	19	
TOTAL	589	3	8	105	235	232	6	172	417	0	0	1	24	23	0	0	0	0	1	0	3	110	196	0	0	0	52	0	8	116	473

CFC #07 Child & Family Connections, Suburban Access, Inc, One Westbrook Corporate Ctr, Ste 640, Westchester, IL 60154 - Jo Ann Alferink

60546	3	0	0	0	1	2	0	0	3	0	0	0	0	0	0	0	0	0	0	0	3	0	0	0	0	0	0	0	0	3
-------	---	---	---	---	---	---	---	---	---	---	---	---	---	---	---	---	---	---	---	---	---	---	---	---	---	---	---	---	---	---

Screenings Reported by CFC/CPS/DCFS and ZIP / FY2020 Q1

Zip Code	Total Screened	Screenings of Children involved with DCFS						Not Referred	Total Referred	# of Children Ages 0 to 3 Referred to										# of Children Ages 3 to 5 Referred to						Sub-Totals				
		Ages (in Months)								In Intact Family Services	Children of Teen Wards	In Foster Care	EI	LEA (ECSE)	EHS	PI (center-based)	Child Care Program	HV	Other Services	Multiple Services	Rescreening	LEA (ECSE)	PFA	HS	Child Care Program	Other HV Services	Multiple Services	Rescreening	Ages 0-35 mos.	Ages 36-61+ mos.
60706	2	0	0	2	0	0	0	2	0	0	0	0	2	0	0	0	0	0	0	0	0	0	0	0	0	0	0	0	2	0
60804	116	0	0	0	59	57	0	116	0	0	0	0	0	0	0	0	0	0	0	0	34	82	0	0	0	0	0	0	116	
TOTAL	121	0	0	2	60	59	0	121	0	0	0	0	2	0	0	0	0	0	0	0	37	82	0	0	0	0	0	2	119	

CFC #12 Child & Family Connections, Easter Seals of Metropolitan Chicago, 17300 S Ozark Ave - North Bldg, Tinley Park, IL 60477 - Peter Byrne

60409	62	0	3	30	29	0	0	62	0	0	0	0	0	0	0	0	0	0	0	0	0	0	0	0	0	0	0	0	33	29	
60411	103	12	6	12	53	20	0	21	82	0	0	1	0	0	0	0	1	0	0	0	8	73	0	0	0	0	2	3	30	73	
60415	35	0	0	0	17	18	0	30	5	0	0	0	0	0	0	0	0	0	0	0	0	0	0	0	0	0	5	0	35		
60426	12	2	6	4	0	0	0	12	0	0	0	0	0	0	0	0	0	0	0	0	0	0	0	0	0	0	0	12	0		
60439	12	0	0	0	8	4	0	4	8	0	0	0	0	0	0	0	0	0	0	0	8	0	0	0	0	0	0	0	12		
60445	14	6	3	5	0	0	0	0	14	0	0	0	1	0	0	0	14	0	1	0	0	0	0	0	0	0	0	14	0		
60452	23	0	1	0	14	8	0	18	5	0	0	0	0	0	0	1	0	0	0	0	4	0	0	0	0	0	0	1	22		
60453	58	0	0	0	17	38	3	55	3	0	0	0	0	0	0	0	0	0	0	0	0	0	0	0	0	0	3	0	58		
60457	66	0	0	0	23	40	3	65	1	0	0	0	0	0	0	0	0	0	0	0	0	0	0	0	0	0	13	0	66		
60458	20	0	0	0	7	12	1	18	2	0	0	0	0	0	0	0	0	0	0	0	0	0	0	0	2	0	0	20			
60459	34	0	0	0	15	17	2	30	4	0	0	0	0	0	0	0	0	0	0	0	0	0	0	0	0	4	0	34			
60462	50	0	0	0	27	22	1	20	30	0	0	0	0	0	0	0	0	0	0	0	0	0	0	0	15	0	15	0	50		
60463	32	0	0	0	20	11	1	32	0	0	0	0	0	0	0	0	0	0	0	0	0	0	0	0	0	0	0	0	32		
60471	53	0	0	3	28	22	0	0	53	0	0	0	0	0	0	0	0	0	0	2	49	0	0	0	0	0	2	3	50		
60477	84	3	9	7	41	16	9	27	57	0	0	0	3	0	0	0	10	0	0	0	4	41	2	4	0	0	0	1	19	66	
60480	11	0	0	0	6	4	1	6	5	0	0	0	0	0	0	0	0	0	0	0	0	0	0	0	0	0	5	1	11		
60487	15	0	0	0	11	4	0	9	6	0	0	0	0	0	0	0	0	0	0	0	0	0	0	0	4	0	2	0	15		
60638	21	0	0	0	9	11	1	18	3	0	0	0	0	0	0	0	0	0	0	0	0	0	0	0	0	0	3	0	21		
NONE	69	0	0	0	31	38	0	69	0	0	0	0	0	0	0	0	0	0	0	0	0	0	0	0	0	0	0	0	69		
TOTAL	774	23	28	61	356	285	22	496	278	0	0	1	4	0	0	0	0	26	0	1	0	14	175	2	4	0	21	11	48	112	663

CFC #13 Child & Family Connections, Regional Office of Education #26, 130 S Lafayette St, Ste 200, Macomb, IL 61455 - Chuck Farr

61422	12	0	0	0	8	4	0	0	12	0	0	0	0	0	0	0	0	0	0	0	12	0	0	0	0	0	0	0	12	
61455	45	4	8	9	13	11	0	28	17	4	0	2	3	0	0	0	0	0	0	4	0	1	0	0	0	0	2	7	21	24
61501	1	1	0	0	0	0	0	1	0	0	0	0	0	0	0	0	0	0	0	0	0	0	0	0	0	0	0	1	0	
61520	5	0	3	1	1	0	0	5	0	1	0	0	0	0	0	0	0	0	0	0	0	0	0	0	0	0	0	4	1	
61542	1	0	1	0	0	0	0	1	0	0	0	1	0	0	0	0	0	0	0	0	0	0	0	0	0	0	0	1	0	

Screenings Reported by CFC/CPS/DCFS and ZIP / FY2020 Q1

Zip Code	Total Screened	Screenings of Children involved with DCFS						Not Referred	Total Referred	# of Children Ages 0 to 3 Referred to										# of Children Ages 3 to 5 Referred to						Sub-Totals				
		Ages (in Months)								In Intact Family Services	Children of Teen Wards	In Foster Care	LEA EI	LEA (ECSE)	EHS	PI (center-based)	Child Care Program	HV	Other Services	Multiple Services	Rescreening	LEA (ECSE)	PFA	HS	Child Care Program	Other HV Services	Multiple Services	Rescreening	Ages 0-35 mos.	Ages 36-61+ mos.
61563	2	0	0	2	0	0	0	2	0	0	0	0	0	0	0	0	0	0	0	0	0	0	0	0	0	0	0	0	2	0
62311	1	0	1	0	0	0	0	1	0	1	0	0	0	0	0	0	0	0	0	0	0	0	0	0	0	0	0	1	0	
62321	2	0	2	0	0	0	0	0	2	0	0	0	0	0	0	0	0	0	0	2	0	0	0	0	0	0	0	2	0	
62326	2	1	0	1	0	0	0	2	0	0	0	0	0	0	0	0	0	0	0	0	0	0	0	0	0	0	0	2	0	
62341	4	1	1	1	1	0	0	4	0	0	0	0	0	0	0	0	0	0	0	0	0	0	0	0	0	0	0	3	1	
62358	1	0	0	1	0	0	0	1	0	0	0	0	0	0	0	0	0	0	0	0	0	0	0	0	0	0	0	1	0	
62681	42	0	0	0	31	11	0	1	41	0	0	2	0	0	0	0	0	0	0	0	3	38	0	0	0	0	0	0	42	
TOTAL	118	7	16	15	54	26	0	46	72	6	0	5	3	0	0	0	0	0	0	6	3	51	0	0	0	0	2	7	38	80

CFC #14 Child & Family Connections, 3000 W Rohmann Ave., West Peoria, IL 61604 - Michelle Harr

61443	94	0	0	0	39	32	23	52	42	0	0	0	0	0	0	0	0	0	0	0	56	0	0	0	14	0	28	0	94		
61548	30	0	0	0	15	15	0	4	26	0	0	0	0	0	0	0	0	0	0	5	17	0	0	0	4	0	0	0	30		
61550	23	0	0	2	9	11	1	8	15	0	0	1	0	0	0	0	0	0	2	8	0	0	0	0	0	0	5	2	21		
61554	16	5	6	5	0	0	0	4	12	0	0	0	1	0	0	11	0	0	0	0	0	0	0	0	0	0	0	16	0		
61568	5	0	0	1	0	4	0	1	4	0	0	0	0	1	0	0	0	0	0	2	0	0	0	0	0	0	1	1	4		
61571	13	0	0	2	4	5	2	8	5	0	0	2	0	2	0	0	0	0	2	1	0	1	0	0	0	1	0	2	11		
61603	2	1	1	0	0	0	0	0	2	2	0	0	1	0	0	0	0	1	0	0	0	0	0	0	0	0	0	2	0		
61604	2	1	1	0	0	0	0	0	2	2	0	0	0	0	0	0	0	2	0	0	0	0	0	0	0	0	0	2	0		
61605	227	5	2	32	105	83	0	20	207	5	0	6	2	5	0	20	0	0	0	0	3	21	146	0	0	0	1	0	9	39	188
61607	13	3	6	2	2	0	0	10	3	0	0	0	0	2	0	0	0	0	0	0	0	0	0	0	0	0	0	11	2		
61611	29	0	0	2	11	14	2	10	19	0	0	0	0	0	0	0	0	0	0	0	19	0	0	0	0	0	0	2	27		
61614	41	0	0	2	28	11	0	16	25	0	0	2	0	1	0	0	0	0	0	0	11	0	0	0	0	6	0	7	2	39	
61616	91	5	10	9	30	37	0	24	67	0	0	0	1	0	0	0	0	0	0	4	62	0	0	0	0	0	0	24	67		
61734	10	0	0	3	4	3	0	0	10	0	0	0	0	3	0	0	0	0	0	0	0	6	0	0	0	0	0	1	1	3	7
61738	20	0	0	2	8	10	0	15	5	0	0	0	0	0	0	0	0	0	0	0	3	0	0	0	0	0	0	2	2	18	
61755	4	0	3	1	0	0	0	2	2	0	0	0	2	0	0	0	0	0	0	0	0	0	0	0	0	0	0	0	4	0	
TOTAL	620	20	29	63	255	225	28	174	446	9	0	11	7	14	0	31	0	3	2	1	6	74	287	0	0	0	26	1	53	112	508

CFC #15 Child & Family Connections, Services of Will, Grundy, & Kankakee Counties, Inc., 2300 Glenwood Ave, Joliet, IL 60435 - Rachel Cimino

60404	42	0	0	5	25	12	0	19	23	0	0	0	0	0	0	0	0	0	0	0	2	20	0	0	0	1	0	0	5	37
60408	17	0	0	2	14	1	0	0	17	0	0	0	0	2	0	0	0	0	0	0	4	11	0	0	0	0	0	0	2	15
60410	19	1	0	0	11	7	0	1	18	0	0	0	0	0	0	0	0	0	0	0	5	13	0	0	0	0	0	0	1	18

Screenings Reported by CFC/CPS/DCFS and ZIP / FY2020 Q1

Zip Code	Total Screened	Screenings of Children involved with DCFS							# of Children Ages 0 to 3 Referred to										# of Children Ages 3 to 5 Referred to						Sub-Totals						
		Ages (in Months)					Not Referred	Total Referred	In Intact Family Services	Children of Teen Wards	In Foster Care	EI	LEA (ECSE)	EHS	PI (center-based)	Child Care Program	HV	Other Services	Multiple Services	Rescreening	LEA (ECSE)	PFA	HS	Child Care Program	Other HV Services	Multiple Services	Rescreening	Ages 0-35 mos.	Ages 36-61+ mos.		
		0-11	12-23	24-35	36-47	48-60																								61+	
60416	19	0	0	0	13	6	0	0	19	0	0	0	0	0	0	0	0	0	0	6	13	0	0	0	0	0	0	0	0	0	19
60417	45	1	0	0	20	24	0	2	43	0	0	0	0	0	0	0	0	0	0	8	35	0	0	0	0	0	0	0	1	44	
60423	15	0	0	0	6	8	1	5	10	0	0	0	0	0	0	0	0	0	0	0	9	0	0	0	0	0	1	0	15		
60432	86	6	22	32	4	22	0	76	10	0	0	0	7	0	0	0	0	0	0	3	0	0	0	0	0	0	0	60	26		
60433	58	16	8	13	10	11	0	24	34	3	0	0	10	0	0	0	0	0	0	3	18	0	0	0	0	0	2	37	21		
60435	81	26	31	24	0	0	0	66	15	0	0	0	14	0	0	0	0	0	0	0	0	0	0	0	0	0	0	81	0		
60436	110	4	2	0	45	59	0	20	90	0	0	2	0	0	0	0	0	0	0	5	83	0	0	0	0	0	2	6	104		
60440	6	3	2	1	0	0	0	5	1	0	0	0	1	0	0	0	0	0	0	0	0	0	0	0	0	0	0	6	0		
60444	20	0	0	0	9	11	0	5	15	0	0	0	0	0	0	0	0	0	0	3	11	0	0	0	0	0	1	0	20		
60446	175	0	0	0	93	82	0	118	57	0	0	0	0	0	0	0	0	0	0	10	16	0	0	0	0	0	31	0	175		
60447	66	0	0	0	46	20	0	0	66	0	0	0	0	0	0	0	0	0	0	14	49	0	0	0	0	0	3	0	66		
60450	30	6	10	6	6	2	0	20	10	0	0	0	1	0	0	0	0	0	1	4	3	0	0	0	0	0	1	22	8		
60451	52	0	0	0	32	20	0	0	52	0	0	0	0	0	0	0	0	0	0	15	11	0	20	0	0	0	6	0	52		
60481	16	0	0	2	11	3	0	0	16	0	0	0	0	1	0	0	0	0	0	4	11	0	0	0	0	0	0	2	14		
60518	26	0	0	0	9	17	0	23	3	0	0	0	0	0	0	0	0	0	0	0	0	0	0	0	2	0	1	0	26		
60544	153	0	0	43	43	41	26	18	135	0	0	2	0	0	0	0	0	0	0	56	79	0	0	0	0	0	0	43	110		
60914	2	0	2	0	0	0	0	2	0	0	0	0	0	0	0	0	0	0	0	0	0	0	0	0	0	0	0	2	0		
60915	42	12	21	9	0	0	0	40	2	0	0	0	2	0	0	0	0	0	0	0	0	0	0	0	0	0	0	42	0		
60954	31	0	1	6	15	9	0	4	27	0	0	0	0	0	0	0	0	0	0	0	23	0	0	0	4	0	0	7	24		
61301	12	0	0	0	4	8	0	10	2	0	0	0	0	0	0	0	0	0	0	0	0	0	0	0	0	0	2	0	12		
61325	12	0	0	1	8	3	0	0	12	0	0	0	1	0	0	0	0	0	0	2	7	0	0	0	1	0	1	1	11		
61341	13	0	0	0	10	3	0	0	13	0	0	0	0	0	0	0	0	0	0	0	11	0	0	0	1	0	1	0	13		
61342	48	0	0	3	31	14	0	3	45	0	0	0	0	0	0	0	0	0	0	4	36	0	0	0	0	0	5	3	45		
61348	41	0	0	3	28	10	0	0	41	0	0	0	0	0	0	0	0	0	0	0	35	0	0	0	4	0	2	3	38		
61350	128	0	0	3	71	53	1	58	70	0	0	0	0	0	0	0	0	0	0	6	53	0	3	0	6	0	2	3	125		
61354	77	0	0	3	41	33	0	19	58	0	0	0	0	0	0	0	1	0	1	5	38	0	0	0	8	0	5	3	74		
61360	32	0	0	2	16	14	0	10	22	0	0	0	0	0	0	0	0	0	0	3	18	0	0	0	1	0	0	2	30		
61364	124	0	1	11	60	52	0	63	61	0	0	0	0	0	0	2	0	0	0	6	36	0	0	0	7	0	8	12	112		
TOTAL	1598	75	100	169	681	545	28	611	987	3	0	4	36	3	0	0	2	0	2	0	5	168	639	0	23	0	35	0	74	344	1254

CFC #16 Child & Family Connections, 201 W Springfield Ave, Ste 508 & 509, Champaign, IL 61820 - Chris Johnson

60420	17	0	0	4	5	8	0	1	16	0	0	0	1	0	0	0	0	0	0	2	2	11	0	0	0	0	0	0	4	13
60970	115	31	33	18	18	15	0	114	1	0	0	0	1	0	0	0	0	0	0	0	0	0	0	0	0	0	0	82	33	

Screenings Reported by CFC/CPS/DCFS and ZIP / FY2020 Q1

Zip Code	Total Screened	Ages (in Months)						Not Referred	Total Referred	Screenings of Children involved with DCFS			# of Children Ages 0 to 3 Referred to								# of Children Ages 3 to 5 Referred to					Sub-Totals					
		0-11	12-23	24-35	36-47	48-60	61+			In Intact Family Services	Children of Teen Wards	In Foster Care	EI	LEA (ECSE)	EHS	PI (center-based)	Child Care Program	HV	Other Services	Multiple Services	Rescreening	LEA (ECSE)	PFA	HS	Child Care Program	Other HV Services	Multiple Services	Rescreening	Ages 0-35 mos.	Ages 36-61+ mos.	
61319	11	0	0	0	7	4	0	2	9	0	0	0	0	0	0	0	0	0	0	0	9	0	0	0	0	0	0	0	0	11	
61364	20	0	0	1	11	8	0	1	19	0	0	0	0	0	0	0	1	0	0	0	18	0	0	0	0	0	0	1	19		
61701	8	2	3	3	0	0	0	6	2	0	0	0	2	0	0	0	0	0	0	0	0	0	0	0	0	0	0	8	0		
61704	115	0	0	0	115	0	0	13	102	0	0	0	0	0	0	0	0	0	0	20	69	0	13	0	0	0	0	0	115		
61738	1	0	0	0	0	1	0	0	1	0	0	0	0	0	0	0	0	0	0	1	0	0	0	0	0	0	0	0	1		
61739	34	0	0	3	19	11	1	5	29	0	0	0	0	0	0	0	0	0	2	4	19	0	0	0	0	0	4	3	31		
61761	6	1	4	1	0	0	0	1	5	0	0	0	5	0	0	0	0	0	0	0	0	0	0	0	0	0	0	6	0		
61764	182	76	29	17	38	22	0	147	35	0	0	0	5	0	0	0	0	0	0	4	3	17	0	0	0	0	0	6	122	60	
61866	52	0	0	3	31	18	0	0	52	3	0	0	0	3	0	0	0	0	0	15	31	0	0	0	3	0	0	3	49		
61873	45	0	0	0	22	23	0	1	44	0	0	0	0	0	0	0	0	0	0	9	35	0	0	0	0	0	0	0	45		
TOTAL	606	110	69	50	266	110	1	291	315	3	0	0	14	3	0	0	0	0	1	0	8	54	209	0	13	0	3	0	10	229	377

CFC #17 Child & Family Connections, ROE of Adams/Pike Counties, 510 Maine St, Ste 615, Quincy, IL 62301 - Kara Hoffman

62016	18	0	0	1	12	5	0	12	6	0	0	0	0	0	0	0	0	0	0	1	0	0	0	0	0	0	0	5	1	17	
62044	5	0	0	1	2	2	0	3	2	0	0	1	0	0	0	0	0	0	0	0	0	0	0	0	0	0	0	2	1	4	
62047	19	0	0	2	10	6	1	18	1	1	0	0	1	0	0	0	0	0	0	1	0	0	0	0	0	0	0	2	17		
62082	3	0	0	0	2	1	0	2	1	1	0	0	0	0	0	0	0	0	0	0	0	0	0	0	0	0	1	0	3		
62092	40	0	0	2	13	25	0	31	9	2	0	1	0	0	0	0	0	0	0	2	0	0	0	0	0	0	7	2	38		
62340	10	0	0	4	1	5	0	8	2	0	0	0	0	0	0	0	0	0	0	0	0	0	0	0	0	0	2	4	6		
62345	92	13	20	29	20	10	0	82	10	0	0	0	0	0	0	0	0	2	0	1	2	0	0	0	3	0	7	62	30		
62353	11	0	0	1	8	2	0	7	4	1	0	0	0	0	0	0	0	0	0	1	0	0	0	0	0	0	3	1	10		
62363	40	0	0	1	23	15	1	31	9	0	0	0	0	0	0	0	0	0	0	1	0	0	0	0	0	0	8	1	39		
62366	7	0	0	3	3	1	0	7	0	0	0	0	0	0	0	0	0	0	0	0	0	0	0	0	0	0	0	3	4		
62611	8	0	0	2	5	1	0	6	2	0	0	0	0	0	0	0	0	0	0	0	0	0	0	0	0	0	2	2	6		
62618	88	0	0	4	56	26	2	63	25	1	0	0	0	0	0	0	0	0	0	0	0	0	0	0	0	0	25	4	84		
62638	3	0	0	2	1	0	0	2	1	0	0	0	1	0	0	0	0	0	0	1	0	0	0	0	0	0	0	2	1		
62650	103	0	0	5	35	61	2	92	11	5	0	2	0	0	0	0	0	0	0	1	0	0	0	0	0	0	10	5	98		
62692	15	0	0	7	2	6	0	12	3	1	0	0	0	0	0	0	0	0	0	0	0	0	0	0	0	0	3	7	8		
TOTAL	462	13	20	64	193	166	6	376	86	12	0	4	2	0	0	0	0	0	2	0	2	7	2	0	0	0	3	0	75	97	365

CFC #18 Child & Family Connections, Sangamon Co. Public Health Department, 2833 S Grand Ave, E, Springfield, IL 62703 - Lisa McGlothlin

62644	9	0	0	0	7	2	0	6	3	0	0	1	0	0	0	0	0	0	0	0	9	0	0	0	0	2	0	3	0	9
-------	---	---	---	---	---	---	---	---	---	---	---	---	---	---	---	---	---	---	---	---	---	---	---	---	---	---	---	---	---	---

Screenings Reported by CFC/CPS/DCFS and ZIP / FY2020 Q1

Zip Code	Total Screened	Ages (in Months)						Not Referred	Total Referred	Screenings of Children involved with DCFS			# of Children Ages 0 to 3 Referred to								# of Children Ages 3 to 5 Referred to					Sub-Totals					
		0-11	12-23	24-35	36-47	48-60	61+			In Intact Family Services	Children of Teen Wards	In Foster Care	EI	LEA (ECSE)	EHS	PI (center-based)	Child Care Program	HV	Other Services	Multiple Services	Rescreening	LEA (ECSE)	PFA	HS	Child Care Program	Other HV Services	Multiple Services	Rescreening	Ages 0-35 mos.	Ages 36-61+ mos.	
62670	14	0	0	3	8	3	0	0	0	0	0	0	0	0	0	0	0	0	0	0	0	0	0	0	0	0	3	0	3	3	11
TOTAL	23	0	0	3	15	5	0	6	3	0	0	1	0	0	0	0	0	0	0	0	0	0	0	0	0	5	0	6	3	20	

CFC #19 Child & Family Connections, Macon Co. Community Mental Health Board, 132 S Water St, Ste 604, Decatur, IL 62523 - Amy Farmer

61910	16	0	0	0	12	4	0	0	16	0	0	0	0	0	0	0	0	0	0	0	4	12	0	0	0	1	1	0	0	16
61911	8	0	0	0	6	2	0	0	8	0	0	0	0	0	0	0	0	0	0	0	3	5	0	0	0	1	1	0	0	8
61913	5	0	0	0	3	2	0	0	5	0	0	0	0	0	0	0	0	0	0	0	0	5	0	0	0	1	1	0	0	5
61914	8	0	0	0	7	1	0	0	8	0	0	0	0	0	0	0	0	0	0	1	7	0	0	0	1	1	0	0	8	
61920	84	0	0	0	55	29	0	0	84	0	0	0	0	0	0	0	0	0	0	12	70	0	0	0	9	9	0	0	84	
61924	11	0	0	0	7	4	0	0	11	0	0	0	0	0	0	0	0	0	0	1	7	3	0	0	5	5	0	0	11	
61933	2	0	0	0	1	1	0	0	2	0	0	0	0	0	0	0	0	0	0	1	1	0	0	0	0	0	0	0	0	2
61937	2	0	0	0	2	0	0	0	2	0	0	0	0	0	0	0	0	0	0	0	2	0	0	0	0	0	0	0	0	2
61938	52	0	0	0	32	19	1	0	52	0	0	0	0	0	0	0	0	0	0	12	40	0	0	0	1	1	0	0	52	
61943	3	0	0	0	1	2	0	0	3	0	0	0	0	0	0	0	0	0	0	0	3	0	0	0	1	1	0	0	3	
61944	31	0	0	6	13	12	0	0	31	0	0	0	0	0	0	0	0	0	0	3	27	0	0	0	1	1	1	6	25	
61951	44	0	0	0	29	15	0	0	44	0	0	0	0	0	0	0	0	0	0	7	33	0	0	0	8	8	0	0	44	
61953	6	0	0	0	3	3	0	0	6	0	0	0	0	0	0	0	0	0	0	0	6	0	0	0	0	0	0	0	0	6
61956	8	0	0	0	5	3	0	0	8	0	0	0	0	0	0	0	0	0	0	2	6	0	0	0	1	1	0	0	8	
61957	9	0	0	0	6	3	0	0	9	0	0	0	0	0	0	0	0	0	0	1	8	0	0	0	0	0	0	0	0	9
62420	15	0	0	0	8	6	1	0	15	0	0	0	0	0	0	0	0	0	0	2	13	0	0	0	2	2	0	0	15	
62422	4	0	0	0	4	0	0	0	4	0	0	0	0	0	0	0	0	0	0	0	4	0	0	0	0	0	0	0	0	4
62441	21	0	0	0	12	9	0	0	21	0	0	0	0	0	0	0	0	0	0	5	16	0	0	0	1	1	0	0	21	
62442	5	0	0	0	4	1	0	0	5	0	0	0	0	0	0	0	0	0	0	0	4	1	0	0	1	1	0	0	5	
62447	7	0	0	0	6	1	0	0	7	0	0	0	0	0	0	0	0	0	0	0	7	0	0	0	1	1	0	0	7	
62463	7	0	0	0	6	1	0	0	7	0	0	0	0	0	0	0	0	0	0	0	7	0	0	0	2	2	0	0	7	
62468	4	0	0	0	4	0	0	0	4	0	0	0	0	0	0	0	0	0	0	2	1	1	0	0	1	1	0	0	4	
62522	32	7	11	14	0	0	0	31	1	5	0	3	1	0	0	0	0	0	0	0	0	0	0	0	0	0	0	0	32	0
62565	4	0	0	0	4	0	0	0	4	0	0	0	0	0	0	0	0	0	0	4	0	0	0	0	0	0	0	0	0	4
TOTAL	388	7	11	20	230	118	2	31	357	5	0	3	1	0	0	0	0	0	0	60	284	5	0	0	38	38	1	38	350	

CFC #20 Child & Family Connections, Community Support Systems, 1901 S 4th St, Ste 209, Effingham, IL 62401 - Rita Wahl

62411	1	0	0	0	1	0	0	0	1	0	0	0	0	0	0	0	0	0	0	0	1	0	0	0	1	1	0	0	1
-------	---	---	---	---	---	---	---	---	---	---	---	---	---	---	---	---	---	---	---	---	---	---	---	---	---	---	---	---	---

Screenings Reported by CFC/CPS/DCFS and ZIP / FY2020 Q1

Zip Code	Total Screened	Ages (in Months)						Not Referred	Total Referred	Screenings of Children involved with DCFS			# of Children Ages 0 to 3 Referred to								# of Children Ages 3 to 5 Referred to					Sub-Totals				
		0-11	12-23	24-35	36-47	48-60	61+			In Intact Family Services	Children of Teen Wards	In Foster Care	LEA EI	LEA (ECSE)	EHS	PI (center-based)	Child Care Program	HV	Other Services	Multiple Services	Rescreening	LEA (ECSE)	PFA	HS	Child Care Program	Other HV Services	Multiple Services	Rescreening	Ages 0-35 mos.	Ages 36-61+ mos.
		62414	7	0	0	0	7			0	0	0	7	0	0	0	0	0	0	0	0	0	0	1	6	0	0	0	2	2
62424	7	0	0	0	5	2	0	0	7	0	0	0	0	0	0	0	0	0	0	0	7	0	0	0	3	3	0	0	7	
62439	1	0	0	1	0	0	0	0	1	0	0	0	0	1	0	0	0	0	0	0	0	0	0	0	0	0	0	1	0	
62649	4	0	0	1	3	0	0	2	2	0	0	0	0	0	0	0	0	0	1	0	0	0	0	0	0	0	1	1	3	
62839	36	0	0	0	29	7	0	0	36	0	0	1	0	0	0	0	0	0	0	0	31	0	0	0	1	0	4	0	36	
TOTAL	56	0	0	2	45	9	0	2	54	0	0	1	0	1	0	0	0	0	0	1	45	0	0	0	7	6	5	2	54	

CFC #21 Child & Family Connections, Regional Office of Education #13, 4 Eagle Center, Ste 4, O'Fallon, IL 62269 - Terri Kampwerth

62002	22	0	0	0	16	6	0	0	22	0	0	0	0	0	0	0	0	0	0	4	17	0	0	0	0	0	1	0	22		
62024	92	10	15	29	28	9	1	52	40	0	0	1	3	0	0	2	0	15	6	0	0	4	44	0	0	0	0	0	54	38	
62025	52	0	0	12	27	12	1	9	43	0	0	0	0	0	0	0	0	0	0	15	43	0	0	0	0	0	0	12	40		
62040	761	209	222	144	100	78	0	733	9	7	0	3	9	0	0	0	0	0	0	0	0	0	0	0	0	0	0	575	178		
62048	18	0	0	0	15	3	0	0	18	0	0	0	0	0	0	0	0	0	0	2	16	0	0	0	2	2	0	0	18		
62087	42	0	0	11	25	6	0	8	34	0	0	1	0	0	0	0	0	0	0	1	33	0	0	0	16	0	0	11	31		
62220	36	0	0	0	24	12	0	26	10	0	0	1	0	0	0	0	0	0	0	4	14	0	0	0	6	6	2	0	36		
62223	69	16	19	27	4	3	0	61	12	1	0	1	6	0	0	0	0	0	0	3	1	5	0	0	0	2	1	0	62	7	
62226	19	0	0	2	9	8	0	0	0	0	0	0	0	0	0	0	0	0	0	1	9	0	8	0	7	7	0	2	17		
62234	32	0	0	3	15	14	0	25	9	5	0	0	0	0	0	0	0	0	0	7	23	1	0	0	0	0	1	3	29		
62269	85	5	13	13	26	28	0	66	19	0	0	0	1	0	0	0	0	0	0	8	0	0	0	0	16	8	3	31	54		
62286	17	0	0	0	8	9	0	0	17	0	0	0	0	0	0	0	0	0	0	0	17	0	0	0	0	0	0	0	0	17	
62288	1	0	0	0	1	0	0	0	1	0	0	0	0	0	0	0	0	0	0	0	1	0	0	0	0	0	0	0	0	1	
62294	98	3	10	29	39	17	0	20	78	0	0	1	2	7	0	0	4	0	5	3	1	7	39	0	10	0	0	0	42	56	
TOTAL	1344	243	279	270	337	205	2	1000	312	13	0	8	21	7	0	2	4	15	11	3	14	54	261	1	18	0	49	24	7	792	544

CFC #22 Child & Family Connections, Regional Office of Education #13, 660 W Noleman St, Centralia, IL 62801 - Nicole Van Hise

62230	4	0	0	1	2	1	0	0	0	0	0	0	5	0	0	0	0	0	0	0	0	0	0	0	0	0	0	1	3	
62812	16	2	3	1	4	6	0	1	15	0	0	0	0	0	5	0	0	0	0	0	10	0	0	0	0	0	0	6	10	
62822	11	1	5	1	2	2	0	0	11	0	0	0	4	0	0	0	7	0	1	6	7	0	4	0	0	0	0	7	4	
62836	40	9	14	14	2	1	0	0	40	0	0	0	0	0	0	0	0	37	0	0	0	0	3	0	0	0	0	0	37	3
62884	9	0	0	2	4	3	0	0	9	0	0	0	0	0	0	0	0	0	2	0	0	0	7	0	0	0	0	2	7	
62890	5	0	1	1	1	2	0	0	5	0	0	0	0	0	1	0	0	0	1	0	0	3	0	0	0	0	0	2	3	
62896	74	1	0	8	34	31	0	0	74	0	0	0	0	0	2	0	0	0	7	0	0	2	62	1	0	0	0	9	65	

Screenings Reported by CFC/CPS/DCFS and ZIP / FY2020 Q1

Zip Code	Total Screened	Ages (in Months)						Not Referred	Total Referred	Screenings of Children involved with DCFS			# of Children Ages 0 to 3 Referred to								# of Children Ages 3 to 5 Referred to					Sub-Totals					
		0-11	12-23	24-35	36-47	48-60	61+			In Intact Family Services	Children of Teen Wards	In Foster Care	EI	LEA (ECSE)	EHS	PI (center-based)	Child Care Program	HV	Other Services	Multiple Services	Rescreening	LEA (ECSE)	PFA	HS	Child Care Program	Other HV Services	Multiple Services	Rescreening	Ages 0-35 mos.	Ages 36-61+ mos.	
62918	3	0	2	1	0	0	0	0	3	0	0	0	0	0	3	0	0	0	0	0	0	0	0	0	0	0	0	0	3	0	
62921	1	0	0	1	0	0	0	0	1	0	0	0	0	0	1	0	0	0	0	0	0	0	0	0	0	0	0	1	0		
62922	3	1	0	0	1	1	0	0	3	0	0	0	0	0	1	0	0	0	0	0	1	0	0	2	0	0	2	2	1	2	
62924	33	3	1	2	7	20	0	1	32	0	0	0	0	0	4	0	1	0	0	2	2	4	0	0	27	0	0	27	27	6	27
62948	3	0	0	0	3	0	0	0	3	0	0	0	0	0	0	0	0	0	0	0	1	0	1	1	0	1	1	1	0	3	
62951	3	1	1	1	0	0	0	0	3	0	0	0	0	0	3	0	0	0	0	0	0	0	0	0	0	0	0	0	3	0	
62959	92	6	0	0	36	50	0	84	8	0	0	10	0	0	3	0	2	0	0	3	3	0	0	0	1	0	0	1	1	6	86
TOTAL	297	24	27	33	96	117	0	86	207	0	0	10	9	0	23	0	10	37	11	11	12	8	89	2	31	0	1	31	31	84	213

CFC #23 Child & Family Connections, Wabash & Ohio Valley Special Education Dist., 800 S Division St, Norris City, IL 62869 - Charity Heifner

62410	7	0	0	0	6	1	0	0	7	0	0	0	0	0	0	0	0	0	0	0	0	7	0	0	0	2	0	1	0	7	
62806	79	3	6	2	16	52	0	68	11	0	0	0	4	0	0	0	0	0	1	0	0	0	7	0	0	0	2	0	0	11	68
62821	48	0	1	6	23	18	0	0	48	0	0	0	2	0	0	0	7	0	0	2	7	0	34	0	7	0	10	1	9	7	41
62835	23	2	9	2	7	3	0	10	13	0	0	0	1	0	0	0	0	0	3	0	0	0	10	0	0	0	1	1	2	13	10
62837	123	11	16	22	53	20	1	55	68	0	0	0	4	0	0	0	0	0	3	2	0	0	49	0	0	0	19	1	3	49	74
62844	4	0	0	0	1	3	0	0	4	0	0	0	0	0	0	0	0	0	0	0	0	4	0	0	0	1	0	0	0	4	
62859	63	5	15	14	16	13	0	53	10	0	0	0	0	0	0	0	0	0	0	0	0	3	3	0	0	0	2	0	4	34	29
62863	89	28	15	5	36	5	0	54	35	0	0	0	5	0	0	0	0	0	2	0	6	0	24	0	0	0	14	0	1	48	41
62869	21	1	3	1	2	14	0	0	21	0	0	0	0	0	0	0	5	0	0	0	5	1	0	0	16	0	0	1	16	5	16
62895	13	0	0	1	10	2	0	0	13	0	0	0	1	0	0	0	0	0	0	0	0	0	12	0	0	0	5	0	0	1	12
62930	68	5	5	7	27	21	3	3	65	0	0	0	8	0	0	0	14	0	0	5	16	1	29	0	19	0	11	1	19	17	51
62931	9	0	0	0	5	4	0	0	9	0	0	0	0	0	0	0	0	0	0	0	0	0	9	0	0	0	3	0	0	0	9
62935	14	0	0	2	8	4	0	0	14	0	0	0	2	0	0	0	0	0	1	0	0	0	12	0	0	0	7	0	1	2	12
62938	6	0	0	0	5	1	0	0	6	0	0	0	0	0	0	0	0	0	0	0	0	0	6	0	0	0	3	0	0	0	6
62946	260	21	29	31	80	99	0	177	83	0	0	0	2	0	0	0	1	0	1	0	2	0	52	0	1	0	23	0	8	81	179
62954	27	0	0	1	13	13	0	0	27	0	0	0	1	0	0	0	0	0	0	0	0	0	26	0	0	0	11	3	3	1	26
62984	38	5	6	17	4	6	0	38	0	0	0	0	0	0	0	0	0	0	1	0	0	0	0	0	0	0	0	0	0	28	10
TOTAL	892	81	105	111	312	279	4	458	434	0	0	0	30	0	0	0	27	0	12	9	36	5	284	0	43	0	114	8	67	297	595

CFC #24 Child & Family Connections, Archway, Inc., 2751 W Main, PO Box 1180, Carbondale, IL 62901-1180 - Lindsay Baskin

62274	4	1	0	0	1	2	0	1	3	0	0	0	0	0	0	0	0	0	0	0	0	0	3	0	0	0	0	0	0	1	3	
62832	5	1	1	0	2	1	0	2	3	0	0	0	0	0	0	0	0	0	0	0	0	0	2	0	0	0	0	0	0	1	2	3

Screenings Reported by CFC/CPS/DCFS and ZIP / FY2020 Q1

Zip Code	Total Screened	Ages (in Months)						Not Referred	Total Referred	Screenings of Children involved with DCFS			# of Children Ages 0 to 3 Referred to								# of Children Ages 3 to 5 Referred to					Sub-Totals					
		0-11	12-23	24-35	36-47	48-60	61+			In Intact Family Services	Children of Teen Wards	In Foster Care	EI	LEA (ECSE)	EHS	PI (center-based)	Child Care Program	HV	Other Services	Multiple Services	Rescreening	LEA (ECSE)	PFA	HS	Child Care Program	Other HV Services	Multiple Services	Rescreening	Ages 0-35 mos.	Ages 36-61+ mos.	
62901	263	31	30	47	75	80	0	204	59	1	0	1	3	0	0	0	28	0	0	28	28	1	13	0	16	0	1	16	16	108	155
62902	13	0	0	1	5	7	0	0	13	0	0	0	1	0	0	0	1	0	0	1	1	1	0	0	12	0	0	12	12	1	12
62903	39	5	7	9	5	13	0	0	39	0	0	0	0	0	0	0	16	3	16	15	0	23	0	0	2	1	9	6	21	18	
62916	3	0	0	0	2	1	0	0	3	0	0	0	0	0	0	0	0	0	0	0	0	3	0	0	0	0	0	0	0	0	3
62924	10	3	0	1	2	4	0	4	6	0	0	0	0	0	0	0	0	0	0	0	0	6	0	0	0	0	0	0	4	6	
62932	2	2	0	0	0	0	0	2	0	0	0	0	0	0	0	0	0	0	0	0	0	0	0	0	0	0	0	0	2	0	
62958	1	1	0	0	0	0	0	1	0	0	0	0	0	0	0	0	0	0	0	0	0	0	0	0	0	0	0	0	1	0	
62966	58	14	7	11	15	11	0	1	57	0	0	0	2	0	0	18	9	4	0	9	9	1	22	0	4	0	0	4	4	32	26
TOTAL	398	58	45	69	107	119	0	215	183	1	0	1	6	0	0	18	38	20	3	54	53	3	72	0	32	2	2	41	39	172	226

CFC #25 Child & Family Connections, Options & Advocacy for McHenry Co., 365 Millennium Dr, Ste A, Crystal Lake, IL 60012 - Susan Beckman

60013	16	0	0	0	10	6	0	1	15	0	0	0	0	0	0	0	0	0	0	0	15	0	0	0	0	0	0	0	0	0	16
60014	255	61	85	88	14	7	0	12	243	0	0	1	233	1	0	0	0	0	0	0	5	2	0	0	0	1	0	1	234	21	
60042	64	5	10	24	12	13	0	58	6	0	0	0	4	0	0	0	0	0	0	0	1	0	0	0	0	1	0	0	39	25	
60050	12	0	0	0	2	10	0	0	12	0	0	0	0	0	0	0	0	0	0	0	4	8	0	0	0	0	0	0	0	12	
60072	10	0	0	3	1	6	0	0	10	0	0	0	0	3	0	0	0	0	0	0	1	3	0	0	0	0	0	0	3	3	7
60097	0	0	0	0	0	0	0	0	0	0	0	0	0	0	0	0	0	0	0	0	0	0	0	0	0	0	0	0	0	0	
60098	90	0	0	0	28	62	0	16	74	0	0	0	0	0	0	0	0	0	0	0	0	74	0	0	0	3	3	0	0	90	
60142	52	0	0	8	32	12	0	12	40	0	1	0	0	0	0	0	0	0	0	0	15	24	0	0	0	0	0	0	1	8	44
60152	19	0	0	1	7	11	0	3	16	0	0	0	0	0	0	0	0	0	0	1	12	3	0	0	0	0	0	0	1	18	
TOTAL	518	66	95	124	106	127	0	102	416	0	1	1	237	4	0	0	0	0	0	0	53	114	0	0	0	5	3	5	285	233	

Chicago Public Schools, Office of Diverse Learner Supports & Services, 42 W Madison St, 2nd Floor, Chicago, IL 60602 - Dr. Stephanie Jones

60602	1142	18	77	181	416	290	158	650	492	0	0	0	34	0	0	0	0	0	0	0	63	248	0	0	0	0	0	0	147	276	864
TOTAL	1142	18	77	181	416	290	158	650	492	0	0	0	34	0	0	0	0	0	0	63	248	0	0	0	0	0	0	147	276	864	

Screenings Reported by CFC/CPS/DCFS and Month / FY2020 Q1

Month	Total Screened	Ages (in Months)							Not Referred	Total Referred	Screenings of Children involved with DCFS											# of Children Ages 0 to 3 Referred to							# of Children Ages 3 to 5 Referred to						Sub-Totals	
		0-11	12-23	24-35	36-47	48-60	61+	In Intact Family Services			Children of Teen Wards	In Foster Care	LEA EI	LEA (ECSE)	PI (center-based)	Child Care Program	HV	Other Services	Multiple Services	Rescreening	LEA (ECSE)	PFA	HS	Child Care Program	HV	Other Services	Multiple Services	Rescreening	Ages 0-35 mos.	Ages 36-61+ mos.						
CFC #01 Child & Family Connections, Youth Services Network, Inc., 107 North 3rd Street, Rockford, IL 61107 - Dee Dee Lowery																																				
Jul-19	454	22	25	37	244	112	14	139	315	8	0	8	0	0	0	0	0	3	4	0	4	21	256	52	0	0	28	125	103	84	370					
Aug-19	610	36	54	68	288	144	20	156	454	4	0	10	6	0	0	13	0	14	5	0	17	21	336	65	15	0	27	197	173	158	452					
Sep-19	485	41	56	58	197	121	12	149	336	4	1	5	1	2	0	1	0	19	0	0	34	23	241	65	10	0	13	151	109	155	330					
TOTAL	1549	99	135	163	729	377	46	444	1105	16	1	23	7	2	0	14	0	36	9	0	55	65	833	182	25	0	68	473	385	397	1152					
CFC #02 Child & Family Connections, Lake County Health Department, 3010 Grand Ave, 2nd Floor, Waukegan, IL 60085 - Donna Musser																																				
Jul-19	143	42	51	48	2	0	0	124	19	0	0	0	14	2	0	0	1	1	3	0	0	0	0	0	0	0	0	0	0	141	2					
Aug-19	230	31	46	43	42	67	1	113	123	0	0	0	11	2	0	0	0	0	1	0	0	18	60	25	0	0	3	0	3	120	110					
Sep-19	207	29	40	48	43	47	0	133	74	1	0	3	9	1	0	0	0	1	1	0	0	21	38	0	0	0	8	6	4	117	90					
TOTAL	580	102	137	139	87	114	1	370	216	1	0	3	34	5	0	0	1	2	5	0	0	39	98	25	0	0	11	6	7	378	202					
CFC #03 Child & Family Connections, Regional Office of Education for Carroll, Jo Daviess, & Stephenson Co., 27 S State Ave, Ste 101, Freeport, IL 61032 - Angela Hodges																																				
Jul-19	284	162	54	23	28	17	0	264	21	0	0	0	1	0	0	0	0	0	0	0	7	1	0	0	0	0	0	0	1	239	45					
Aug-19	352	168	63	34	50	37	0	290	62	0	0	0	4	1	1	0	0	0	1	0	8	3	19	5	0	0	1	0	2	265	87					
Sep-19	304	150	43	26	46	39	0	226	78	0	0	3	1	1	0	0	0	0	1	0	11	1	43	6	0	0	0	0	1	219	85					
TOTAL	940	480	160	83	124	93	0	780	161	0	0	3	6	2	1	0	0	0	2	0	26	5	62	11	0	0	1	0	4	723	217					
CFC #04 Child & Family Connections, DayOne PACT, 1551 E Fabyan Pkwy, Geneva, IL 60134 - Ellana Mavromatis																																				
May-19	7	0	0	0	2	5	0	7	0	0	0	0	0	0	0	0	0	0	0	0	0	0	0	0	0	0	0	0	0	0	7					
Jun-19	34	8	12	5	6	3	0	34	0	0	0	0	0	0	0	0	0	0	0	0	0	0	0	0	0	0	0	0	0	25	9					
Jul-19	164	21	35	28	36	44	0	85	79	0	0	0	17	1	0	0	0	0	0	0	0	2	53	0	0	0	1	2	7	84	80					
Aug-19	480	12	18	18	171	257	2	260	220	0	0	0	8	1	0	0	0	0	1	0	1	17	170	0	0	0	20	0	9	48	430					
Sep-19	450	32	81	94	112	130	1	304	146	0	0	0	28	2	0	0	0	0	2	0	0	20	82	0	0	0	7	0	4	207	243					
TOTAL	1135	73	146	145	327	439	3	690	445	0	0	0	53	4	0	0	0	0	3	0	1	39	305	0	0	0	28	2	20	364	769					
CFC #05 Child & Family Connections, DayOne PACT, 750 Warrenville Rd, Ste 300, Lisle, IL 60532 - Marianne McGuire																																				
Jun-19	20	10	6	4	0	0	0	20	0	0	0	0	0	0	0	0	0	0	0	0	0	0	0	0	0	0	0	0	0	20	0					
Jul-19	70	16	22	27	2	1	2	30	40	0	0	0	18	2	0	0	0	5	4	0	11	0	0	0	0	0	0	0	65	5						
Aug-19	222	6	8	21	89	98	0	43	179	0	0	1	7	8	0	0	0	2	4	0	4	22	110	5	6	0	1	5	5	35	187					
Sep-19	240	16	28	43	88	65	0	89	151	0	0	0	11	9	0	0	0	4	3	1	4	14	97	1	0	0	5	2	5	87	153					
TOTAL	552	48	64	95	179	164	2	182	370	0	0	1	36	19	0	0	0	11	11	1	19	36	207	6	6	0	6	7	10	207	345					
CFC #06 Child & Family Connections, Clearbrook, 1835 W Central Rd, Arlington Heights, IL 60005 - Jason Tietz																																				
Nov-17	6	0	0	3	0	3	0	4	2	0	0	0	0	0	0	0	0	0	0	0	0	2	0	0	0	0	0	0	0	3	3					
Dec-17	16	0	0	6	2	8	0	6	10	0	0	0	0	0	0	0	0	0	0	0	0	10	0	0	0	0	0	0	0	6	10					

Screenings Reported by CFC/CPS/DCFS and Month / FY2020 Q1

Month	Total Screened	Ages (in Months)							Not Referred	Total Referred	Screenings of Children involved with DCFS											# of Children Ages 0 to 3 Referred to							# of Children Ages 3 to 5 Referred to					Sub-Totals	
		0-11	12-23	24-35	36-47	48-60	61+	In Intact Family Services			Children of Teen Wards	In Foster Care	LEA EI	LEA (ECSE)	EHS	PI (center-based)	Child Care Program	HV	Other Services	Multiple Services	Rescreening	LEA (ECSE)	PFA	HS	Child Care Program	Other HV Services	Multiple Services	Rescreening	Ages 0-35 mos.	Ages 36-61+ mos.					
May-18	2	0	0	0	0	2	0	0	2	0	0	0	0	0	0	0	0	0	0	0	2	0	0	0	0	0	0	0	0	2					
Oct-18	1	0	0	1	0	0	0	0	1	0	0	0	0	1	0	0	0	0	0	0	0	0	0	0	0	0	0	0	1	0					
Nov-18	14	0	0	1	8	5	0	0	14	0	0	0	0	0	0	0	0	1	0	0	5	5	0	0	0	2	0	1	1	13					
Dec-18	32	0	0	1	12	18	1	10	22	0	0	0	0	0	0	0	0	0	0	10	12	0	0	0	0	0	0	1	31						
Feb-19	12	0	0	5	2	5	0	3	9	0	0	0	2	0	0	0	0	0	0	7	0	0	0	0	0	0	0	5	7						
Mar-19	89	0	0	39	35	11	4	43	46	0	0	0	3	2	0	0	0	0	0	19	21	0	0	0	1	0	0	39	50						
Apr-19	19	0	0	8	8	3	0	0	19	0	0	0	8	0	0	0	0	0	0	10	1	0	0	0	0	0	0	8	11						
May-19	24	1	5	9	6	2	1	10	14	0	0	0	10	0	0	0	0	0	0	1	0	0	0	0	0	0	2	15	9						
Jul-19	18	0	0	0	6	12	0	3	15	0	0	0	0	0	0	0	0	0	0	7	7	0	0	0	1	0	0	0	18						
Aug-19	214	2	3	13	94	102	0	61	153	0	0	0	1	9	0	0	0	0	0	15	105	0	0	0	21	0	2	18	196						
Sep-19	142	0	0	19	62	61	0	32	110	0	0	1	0	11	0	0	0	0	0	22	45	0	0	0	27	0	3	19	123						
TOTAL	589	3	8	105	235	232	6	172	417	0	0	1	24	23	0	0	0	0	1	0	3	110	196	0	0	0	52	0	8	116	473				
CFC #07 Child & Family Connections, Suburban Access, Inc. One Westbrook Corporate Ctr. Ste 640, Westchester, IL 60154 - Jo Ann Alferink																																			
Aug-19	93	0	0	2	48	43	0	0	93	0	0	0	0	2	0	0	0	0	0	0	29	62	0	0	0	0	0	0	2	91					
Sep-19	28	0	0	0	12	16	0	0	28	0	0	0	0	0	0	0	0	0	0	8	20	0	0	0	0	0	0	0	0	28					
TOTAL	121	0	0	2	60	59	0	0	121	0	0	0	0	2	0	0	0	0	0	0	37	82	0	0	0	0	0	0	0	2	119				
CFC #12 Child & Family Connections, Easter Seals of Metropolitan Chicago, 17300 S Ozark Ave - North Bldg, Tinley Park, IL 60477 - Peter Byrne																																			
Jul-19	35	0	0	0	23	11	1	32	3	0	0	0	0	0	0	0	0	0	0	0	3	0	0	0	0	0	0	0	0	35					
Aug-19	149	0	0	2	102	45	1	29	120	0	0	0	0	0	0	0	1	0	0	11	76	2	4	0	15	2	17	2	148						
Sep-19	590	23	28	59	231	229	20	435	155	0	0	1	4	0	0	0	0	25	0	3	96	0	0	0	6	9	31	110	480						
TOTAL	774	23	28	61	356	285	22	496	278	0	0	1	4	0	0	0	0	26	0	1	0	14	175	2	4	0	21	11	48	112	663				
CFC #13 Child & Family Connections, Regional Office of Education #26, 130 S Lafayette St, Ste 200, Macomb, IL 61455 - Chuck Farr																																			
May-19	32	0	0	0	22	10	0	0	32	0	0	2	0	0	0	0	0	0	0	0	3	29	0	0	0	0	0	0	0	32					
Jul-19	46	0	4	7	23	12	0	27	19	4	0	2	1	0	0	0	0	0	0	0	9	0	0	0	0	0	2	7	11	35					
Aug-19	30	5	8	4	9	4	0	16	14	2	0	1	0	0	0	0	0	0	0	0	12	0	0	0	0	0	0	0	17	13					
Sep-19	10	2	4	4	0	0	0	3	7	0	0	0	2	0	0	0	0	0	0	0	1	0	0	0	0	0	0	10	0						
TOTAL	118	7	16	15	54	26	0	46	72	6	0	5	3	0	0	0	0	0	0	0	3	51	0	0	0	0	2	7	38	80					
CFC #14 Child & Family Connections, 3000 W Rohmann Ave., West Peoria, IL 61604 - Michelle Harr																																			
Sep-18	11	0	0	0	2	9	0	4	7	0	0	0	0	0	0	0	0	0	0	7	0	0	0	0	0	0	0	0	0	11					
Mar-19	18	0	0	2	9	5	2	6	12	0	0	0	0	0	0	0	0	0	0	12	0	0	0	0	0	0	0	2	16						
Jul-19	72	2	3	8	38	21	0	13	59	0	0	1	2	0	0	5	0	0	0	6	45	0	0	0	1	0	0	13	59						

Screenings Reported by CFC/CPS/DCFS and Month / FY2020 Q1

Month	Total Screened	Ages (in Months)						Not Referred	Total Referred	Screenings of Children involved with DCFS			# of Children Ages 0 to 3 Referred to								# of Children Ages 3 to 5 Referred to					Sub-Totals					
		0-11	12-23	24-35	36-47	48-60	61+			In Intact Family Services	Children of Teen Wards	In Foster Care	EI	LEA (ECSE)	EHS	PI (center-based)	Child Care Program	HV	Other Services	Multiple Services	Rescreening	LEA (ECSE)	PFA	HS	Child Care Program	Other HV Services	Multiple Services	Rescreening	Ages 0-35 mos.	Ages 36-61+ mos.	
Aug-19	328	9	16	31	126	124	22	83	245	5	0	2	5	6	0	18	0	1	0	0	3	26	196	0	0	0	16	1	30	56	272
Sep-19	191	9	10	22	80	66	4	68	123	4	0	8	0	8	0	8	0	2	2	1	3	23	46	0	0	0	9	0	23	41	150
TOTAL	620	20	29	63	255	225	28	174	446	9	0	11	7	14	0	31	0	3	2	1	6	74	287	0	0	0	26	1	53	112	508
CFC #15 Child & Family Connections, Services of Will, Grundy, & Kankakee Counties, Inc., 2300 Glenwood Ave, Joliet, IL 60435 - Rachel Cimino																															
Jul-19	126	23	24	19	40	20	0	75	51	0	0	0	14	0	0	0	0	0	0	0	4	31	0	0	0	1	0	1	66	60	
Aug-19	666	27	35	64	306	233	1	169	497	3	0	0	12	0	0	0	2	0	2	0	67	368	0	0	0	14	0	27	126	540	
Sep-19	806	25	41	86	335	292	27	367	439	0	0	4	10	3	0	0	0	0	0	0	97	240	0	23	0	20	0	46	152	654	
TOTAL	1598	75	100	169	681	545	28	611	987	3	0	4	36	3	0	0	2	0	2	0	168	639	0	23	0	35	0	74	344	1254	
CFC #16 Child & Family Connections, 201 W Springfield Ave, Ste 508 & 509, Champaign, IL 61820 - Chris Johnson																															
Jul-19	84	39	15	7	14	9	0	71	13	2	0	0	0	1	0	0	0	0	0	0	8	4	0	0	0	0	0	0	0	61	23
Aug-19	364	38	18	19	215	74	0	95	269	1	0	0	11	2	0	0	0	0	1	0	41	186	0	13	0	3	0	6	75	289	
Sep-19	158	33	36	24	37	27	1	125	33	0	0	0	3	0	0	0	0	0	0	2	5	19	0	0	0	0	0	4	93	65	
TOTAL	606	110	69	50	266	110	1	291	315	3	0	0	14	3	0	0	0	0	1	0	54	209	0	13	0	3	0	10	229	377	
CFC #17 Child & Family Connections, ROE of Adams/Pike Counties, 510 Maine St, Ste 615, Quincy, IL 62301 - Kara Hoffman																															
Jun-19	10	3	3	4	0	0	0	10	0	0	0	0	0	0	0	0	0	0	0	0	0	0	0	0	0	0	0	0	0	10	0
Aug-19	145	6	9	39	55	36	0	118	27	5	0	1	2	0	0	0	0	0	0	2	3	0	0	0	0	0	0	22	54	91	
Sep-19	307	4	8	21	138	130	6	248	59	7	0	3	0	0	0	0	0	0	2	0	4	2	0	0	0	3	0	53	33	274	
TOTAL	462	13	20	64	193	166	6	376	86	12	0	4	2	0	0	0	0	0	2	0	7	2	0	0	0	3	0	75	97	365	
CFC #18 Child & Family Connections, Sangamon Co. Public Health Department, 2833 S Grand Ave, E, Springfield, IL 62703 - Lisa McGlothlin																															
Jul-19	23	0	0	3	15	5	0	6	3	0	0	1	0	0	0	0	0	0	0	0	0	9	0	0	0	5	0	6	3	20	
TOTAL	23	0	0	3	15	5	0	6	3	0	0	1	0	0	0	0	0	0	0	0	9	0	0	0	5	0	6	3	20		
CFC #19 Child & Family Connections, Macon Co. Community Mental Health Board, 132 S Water St, Ste 604, Decatur, IL 62523 - Amy Farmer																															
Aug-19	290	4	1	11	178	94	2	10	280	0	0	0	0	0	0	0	0	0	0	0	40	229	4	0	0	25	25	1	16	274	
Sep-19	98	3	10	9	52	24	0	21	77	5	0	3	1	0	0	0	0	0	0	0	20	55	1	0	0	13	13	0	22	76	
TOTAL	388	7	11	20	230	118	2	31	357	5	0	3	1	0	0	0	0	0	0	0	60	284	5	0	0	38	38	1	38	350	
CFC #20 Child & Family Connections, Community Support Systems, 1901 S 4th St, Ste 209, Effingham, IL 62401 - Rita Wahl																															
Jul-19	1	0	0	1	0	0	0	0	1	0	0	0	0	1	0	0	0	0	0	0	0	0	0	0	0	0	0	0	1	0	
Aug-19	52	0	0	1	42	9	0	2	50	0	0	1	0	0	0	0	0	0	0	1	1	42	0	0	0	5	4	5	1	51	

Screenings Reported by CFC/CPS/DCFS and Month / FY2020 Q1

Month	Total Screened	Ages (in Months)						Not Referred	Total Referred	Screenings of Children involved with DCFS			# of Children Ages 0 to 3 Referred to								# of Children Ages 3 to 5 Referred to					Sub-Totals					
		0-11	12-23	24-35	36-47	48-60	61+			In Intact Family Services	Children of Teen Wards	In Foster Care	EI	LEA (ECSE)	EHS	PI (center-based)	Child Care Program	HV	Other Services	Multiple Services	Rescreening	LEA (ECSE)	PFA	HS	Child Care Program	Other HV Services	Multiple Services	Rescreening	Ages 0-35 mos.	Ages 36-61+ mos.	
Sep-19	3	0	0	0	3	0	0	0	3	0	0	0	0	0	0	0	0	0	0	0	3	0	0	0	2	2	0	0	3		
TOTAL	56	0	0	2	45	9	0	2	54	0	0	1	0	1	0	0	0	0	0	1	45	0	0	0	7	6	5	2	54		
CFC #21 Child & Family Connections, Regional Office of Education #13, 4 Eagle Center, Ste 4, O'Fallon, IL 62269 - Terri Kampwerth																															
Aug-19	610	126	136	117	145	82	1	468	104	7	0	5	5	0	0	2	0	0	0	0	13	14	126	0	8	0	26	9	0	379	228
Sep-19	734	117	143	153	192	123	1	532	208	6	0	3	16	7	0	0	4	15	11	3	1	40	135	1	10	0	23	15	7	413	316
TOTAL	1344	243	279	270	337	205	2	1000	312	13	0	8	21	7	0	2	4	15	11	3	14	54	261	1	18	0	49	24	7	792	544
CFC #22 Child & Family Connections, Regional Office of Education #13, 660 W Noleman St, Centralia, IL 62801 - Nicole Van Hise																															
Jul-19	32	8	9	8	4	3	0	1	31	0	0	0	3	0	16	0	7	0	1	8	8	2	1	1	5	0	0	5	5	25	7
Aug-19	172	16	18	23	52	63	0	2	166	0	0	0	6	0	7	0	3	37	8	3	4	5	83	1	25	0	1	25	25	57	115
Sep-19	93	0	0	2	40	51	0	83	10	0	0	10	0	0	0	0	0	0	2	0	0	1	5	0	1	0	0	1	1	2	91
TOTAL	297	24	27	33	96	117	0	86	207	0	0	10	9	0	23	0	10	37	11	11	12	8	89	2	31	0	1	31	31	84	213
CFC #23 Child & Family Connections, Wabash & Ohio Valley Special Education Dist., 800 S Division St, Norris City, IL 62869 - Charity Heifner																															
Jul-19	38	7	15	12	4	0	0	0	38	0	0	0	0	0	0	0	0	0	0	0	0	0	0	0	0	0	0	0	0	34	4
Aug-19	425	56	56	62	129	118	4	238	187	0	0	0	18	0	0	0	7	0	7	4	15	2	123	0	34	0	45	6	43	174	251
Sep-19	429	18	34	37	179	161	0	220	209	0	0	0	12	0	0	0	20	0	5	5	21	3	161	0	9	0	69	2	24	89	340
TOTAL	892	81	105	111	312	279	4	458	434	0	0	0	30	0	0	0	27	0	12	9	36	5	284	0	43	0	114	8	67	297	595
CFC #24 Child & Family Connections, Archway, Inc., 2751 W Main, PO Box 1180, Carbondale, IL 62901-1180 - Lindsay Baskin																															
Jul-19	66	19	15	16	13	3	0	37	29	1	0	0	2	0	0	0	8	6	0	14	14	1	11	0	4	0	0	5	5	50	16
Aug-19	106	26	9	25	19	27	0	35	71	0	0	0	1	0	0	18	2	7	3	5	4	1	33	0	10	0	1	13	12	60	46
Sep-19	226	13	21	28	75	89	0	143	83	0	0	1	3	0	0	0	28	7	0	35	35	1	28	0	18	2	1	23	22	62	164
TOTAL	398	58	45	69	107	119	0	215	183	1	0	1	6	0	0	18	38	20	3	54	53	3	72	0	32	2	2	41	39	172	226
CFC #25 Child & Family Connections, Options & Advocacy for McHenry Co., 365 Millennium Dr, Ste A, Crystal Lake, IL 60012 - Susan Beckman																															
Jul-19	123	23	28	43	20	9	0	17	106	0	0	0	88	0	0	0	0	0	0	0	0	8	9	0	0	0	1	0	0	94	29
Aug-19	226	23	36	37	63	67	0	33	193	0	1	0	76	4	0	0	0	0	0	0	1	35	72	0	0	0	3	3	5	96	130
Sep-19	169	20	31	44	23	51	0	52	117	0	0	1	73	0	0	0	0	0	0	0	0	10	33	0	0	0	1	0	0	95	74
TOTAL	518	66	95	124	106	127	0	102	416	0	1	1	237	4	0	0	0	0	0	0	1	53	114	0	0	0	5	3	5	285	233
Chicago Public Schools, Office of Diverse Learner Supports & Services, 42 W Madison St, 2nd Floor, Chicago, IL 60602 - Dr. Stephanie Jones																															
Jul-19	493	13	42	92	157	119	70	262	231	0	0	0	23	0	0	0	0	0	0	0	33	98	0	0	0	0	0	0	77	147	346
Aug-19	113	1	3	15	47	32	13	21	92	0	0	0	4	0	0	0	0	0	0	0	0	72	0	0	0	0	0	0	16	19	92

Screenings Reported by CFC/CPS/DCFS and Agencies Represented / FY2020 Q1

Agency Type	Total Screened	Screenings of Children involved with DCFS							# of Children Ages 0 to 3 Referred to										# of Children Ages 3 to 5 Referred to					Sub-Totals									
		Ages (in Months)							Total Referred	Family Services	Children of Teen Wards	In Foster Care	LEA EI	LEA (ECSE)	EHS	PI (center-based)	Child Care Program	HV	Other Services	Multiple Services	Rescreening	LEA (ECSE)	PFA	HS	Child Care Program	HV	Other Services	Multiple Services	Rescreening	Ages 0-35 mos.	Ages 36-61+ mos.		
		0-11	12-23	24-35	36-47	48-60	61+	Not Referred																									
CFC #01 Child & Family Connections, Youth Services Network, Inc., 107 North 3rd Street, Rockford, IL 61107 - Dee Dee Lowery																																	
CC	2	1	1	0	0	0	0	2	0	0	0	0	0	0	0	0	0	0	0	0	0	0	0	0	0	0	0	0	0	0	0	2	0
EI	0	0	0	0	0	0	0	0	0	0	0	0	0	0	0	0	0	0	0	0	0	0	0	0	0	0	0	0	0	0	0	0	0
HS/EHS	206	53	60	71	13	9	0	149	57	7	0	4	1	0	0	0	0	0	0	0	0	0	0	0	0	0	0	0	0	0	1	184	22
HV	38	9	15	14	0	0	0	2	36	0	0	0	0	0	0	0	36	0	0	0	0	0	0	0	0	0	0	0	0	0	38	0	
LEA	1303	36	59	78	716	368	46	291	1012	9	1	19	6	2	0	14	0	0	9	0	0	65	833	182	25	0	68	473	384	173	1130		
PAT	7	0	4	3	0	0	0	2	5	0	0	0	0	0	0	0	5	0	0	0	0	0	0	0	0	0	0	0	0	7	0		
PI	0	0	0	0	0	0	0	0	0	0	0	0	0	0	0	0	0	0	0	0	0	0	0	0	0	0	0	0	0	0	0	0	
CFC #02 Child & Family Connections, Lake County Health Department, 3010 Grand Ave, 2nd Floor, Waukegan, IL 60085 - Donna Musser																																	
CFC	377	102	137	136	2	0	0	337	40	1	0	2	34	4	0	0	1	2	4	0	0	0	0	0	0	0	0	0	0	0	0	375	2
EI	377	102	137	136	2	0	0	337	40	1	0	2	34	4	0	0	1	2	4	0	0	0	0	0	0	0	0	0	0	0	375	2	
LEA	203	0	0	3	85	114	1	33	176	0	0	1	0	1	0	0	0	1	0	0	39	98	25	0	0	11	6	7	3	200			
CFC #03 Child & Family Connections, Regional Office of Education for Carroll, Jo Daviess, & Stephenson Co., 27 S State Ave, Ste 101, Freeport, IL 61032 - Angela Hodges																																	
FCM	579	310	123	64	43	39	0	538	41	0	0	0	0	0	0	0	0	0	0	0	0	0	0	0	0	0	0	0	0	0	497	82	
HD	207	166	30	9	1	1	0	176	31	0	0	0	6	0	0	0	0	0	0	0	25	0	0	0	0	0	0	0	0	205	2		
HV	20	4	7	3	6	0	0	19	1	0	0	0	0	0	0	0	0	1	0	0	0	0	0	0	0	0	0	0	14	6			
LEA	134	0	0	7	74	53	0	47	88	0	0	3	0	2	1	0	0	0	1	0	1	5	62	11	0	0	1	0	4	7	127		
WIC	579	310	123	64	43	39	0	538	41	0	0	0	0	0	0	0	0	0	0	0	0	0	0	0	0	0	0	0	0	497	82		
CFC #04 Child & Family Connections, DayOne PACT, 1551 E Fabyan Pkwy, Geneva, IL 60134 - Ellana Mavromatis																																	
CC	26	0	0	0	10	14	0	2	24	0	0	0	0	0	0	0	0	0	0	0	0	24	0	0	0	0	2	0	0	0	24		
CFC	95	13	38	34	8	2	0	56	39	0	0	0	35	4	0	0	0	0	0	0	0	0	0	0	0	0	0	0	0	85	10		
HD	21	1	6	8	3	1	2	21	0	0	0	0	0	0	0	0	0	0	0	0	0	0	0	0	0	0	0	0	15	6			
HFI	2	2	0	0	0	0	0	2	0	0	0	0	0	0	0	0	0	0	0	0	0	0	0	0	0	0	0	0	2	0			
HV	209	48	83	74	4	0	0	197	12	0	0	0	12	0	0	0	0	0	0	0	0	0	0	0	0	0	0	0	205	4			
LEA	756	4	8	19	302	422	1	388	368	0	0	0	4	0	0	0	0	0	3	0	1	39	281	0	0	0	26	2	20	31	725		
MFP	2	0	0	2	0	0	0	0	2	0	0	0	2	0	0	0	0	0	0	0	0	0	0	0	0	0	0	0	2	0			
PAT	24	5	11	8	0	0	0	24	0	0	0	0	0	0	0	0	0	0	0	0	0	0	0	0	0	0	0	0	24	0			
CFC #05 Child & Family Connections, DayOne PACT, 750 Warrenville Rd, Ste 300, Lisle, IL 60532 - Marianne McGuire																																	
EI	62	9	17	21	7	6	2	29	33	0	0	0	24	9	0	0	0	0	0	0	0	0	0	0	0	0	0	0	0	47	15		
HV	19	7	6	6	0	0	0	0	19	0	0	0	0	0	0	0	4	4	0	11	0	0	0	0	0	0	0	0	19	0			
LEA	454	28	35	61	172	158	0	151	303	0	0	1	5	10	0	0	0	0	7	0	6	36	207	6	6	0	6	7	10	124	330		

Screenings Reported by CFC/CPS/DCFS and Agencies Represented / FY2020 Q1

Agency Type	Total Screened	Ages (in Months)						Not Referred	Total Referred	Screenings of Children involved with DCFS			# of Children Ages 0 to 3 Referred to							# of Children Ages 3 to 5 Referred to					Sub-Totals							
		0-11	12-23	24-35	36-47	48-60	61+			In Intact Family Services	Children of Teen Wards	In Foster Care	LEA EI	LEA (ECSE)	EHS	PI (center-based)	Child Care Program	HV	Other Services	Multiple Services	Rescreening	LEA (ECSE)	PFA	HS	Child Care Program	Other HV Services	Multiple Services	Rescreening	Ages 0-35 mos.	Ages 36-61+ mos.		
PAT	17	4	6	7	0	0	0	2	15	0	0	0	7	0	0	0	0	7	0	1	2	0	0	0	0	0	0	0	0	0	17	0
CFC #06 Child & Family Connections, Clearbrook, 1835 W Central Rd, Arlington Heights, IL 60005 - Jason Tietz																																
LEA	589	3	8	105	235	232	6	172	417	0	0	1	24	23	0	0	0	0	0	1	0	3	110	196	0	0	0	52	0	8	116	473
CFC #07 Child & Family Connections, Suburban Access, Inc, One Westbrook Corporate Ctr, Ste 640, Westchester, IL 60154 - Jo Ann Alferink																																
LEA	121	0	0	2	60	59	0	0	121	0	0	0	0	2	0	0	0	0	0	0	0	37	82	0	0	0	0	0	0	2	119	
CFC #12 Child & Family Connections, Easter Seals of Metropolitan Chicago, 17300 S Ozark Ave - North Bldg, Tinley Park, IL 60477 - Peter Byrne																																
LEA	748	15	19	52	356	285	22	484	264	0	0	1	3	0	0	0	0	12	0	0	0	14	175	2	4	0	21	11	48	86	663	
PI	26	8	9	9	0	0	0	12	14	0	0	0	1	0	0	0	0	14	0	1	0	0	0	0	0	0	0	0	0	26	0	
CFC #13 Child & Family Connections, Regional Office of Education #26, 130 S Lafayette St, Ste 200, Macomb, IL 61455 - Chuck Farr																																
LEA	80	0	0	3	51	26	0	18	62	0	0	3	0	0	0	0	0	0	0	0	0	3	50	0	0	0	0	0	2	7	3	77
PI	38	7	16	12	3	0	0	28	10	6	0	2	3	0	0	0	0	0	0	0	6	0	1	0	0	0	0	0	0	35	3	
CFC #14 Child & Family Connections, 3000 W Rohmann Ave, , West Peoria, IL 61604 - Michelle Harr																																
CC	20	5	2	3	4	6	0	17	3	2	0	1	2	0	0	0	0	0	0	0	0	1	0	0	0	0	0	0	0	0	10	10
CFC	21	5	11	3	2	0	0	12	9	4	0	0	3	2	0	0	0	3	0	0	1	0	0	0	0	0	0	0	0	19	2	
HV	16	5	6	5	0	0	0	4	12	0	0	0	1	0	0	11	0	0	0	0	0	0	0	0	0	0	0	0	0	16	0	
LEA	492	5	10	52	210	187	28	99	393	3	0	10	1	12	0	20	0	0	2	1	5	73	231	0	0	0	21	1	29	67	425	
MFP	71	0	0	0	39	32	0	42	29	0	0	0	0	0	0	0	0	0	0	0	0	0	56	0	0	0	5	0	24	0	71	
CFC #15 Child & Family Connections, Services of Will, Grundy, & Kankakee Counties, Inc., 2300 Glenwood Ave, Joliet, IL 60435 - Rachel Cimino																																
CC	86	6	22	32	4	22	0	76	10	0	0	0	7	0	0	0	0	0	0	0	0	3	0	0	0	0	0	0	0	0	60	26
EI	3	0	2	1	0	0	0	1	2	0	0	0	1	0	0	0	0	0	0	0	1	0	0	0	0	0	0	0	0	3	0	
HS/EHS	23	0	0	0	16	6	1	22	1	0	0	0	0	0	0	0	0	0	0	0	0	1	0	0	0	0	0	0	0	0	23	
HV	188	63	73	52	0	0	0	161	27	0	0	0	27	0	0	0	0	0	0	0	0	0	0	0	0	0	0	0	0	188	0	
LEA	1298	6	3	84	661	517	27	351	947	3	0	4	1	3	0	0	2	0	2	0	4	164	639	0	23	0	35	0	74	93	1205	
CFC #16 Child & Family Connections, 201 W Springfield Ave, Ste 508 & 509, , Champaign, IL 61820 - Chris Johnson																																
EI	14	3	7	4	0	0	0	7	7	0	0	0	7	0	0	0	0	0	0	0	0	0	0	0	0	0	0	0	0	14	0	
FCM	115	31	33	18	18	15	0	114	1	0	0	0	1	0	0	0	0	0	0	0	0	0	0	0	0	0	0	0	0	82	33	
HC	82	0	0	8	42	31	1	9	73	0	0	0	1	0	0	0	0	0	1	0	4	6	57	0	0	0	0	0	4	8	74	
HD	211	76	28	14	52	40	1	136	75	0	0	0	3	0	0	0	0	0	1	0	4	6	57	0	0	0	0	0	4	118	93	

Screenings Reported by CFC/CPS/DCFS and Agencies Represented / FY2020 Q1

Agency Type	Total Screened	Ages (in Months)						Not Referred	Total Referred	Screenings of Children involved with DCFS			# of Children Ages 0 to 3 Referred to								# of Children Ages 3 to 5 Referred to					Sub-Totals						
		0-11	12-23	24-35	36-47	48-60	61+			In Intact Family Services	Children of Teen Wards	In Foster Care	EI	LEA (ECSE)	PFA	PI (center-based)	Child Care Program	HV	Other Services	Multiple Services	Rescreening	LEA (ECSE)	PFA	HS	Child Care Program	Other HV Services	Multiple Services	Rescreening	Ages 0-35 mos.	Ages 36-61+ mos.		
HFI	0	0	0	0	0	0	0	0	0	0	0	0	0	0	0	0	0	0	0	0	0	0	0	0	0	0	0	0	0	0		
LEA	266	0	1	14	196	55	0	34	232	3	0	0	3	3	0	0	0	0	0	0	0	0	0	0	0	0	0	0	0	15	251	
WIC	115	31	33	18	18	15	0	114	1	0	0	0	1	0	0	0	0	0	0	0	0	0	0	0	0	0	0	0	82	33		
CFC #17 Child & Family Connections, ROE of Adams/Pike Counties, 510 Maine St, Ste 615, Quincy, IL 62301 - Kara Hoffman																																
HS/EHS	71	0	0	0	33	36	2	55	16	1	0	0	0	0	0	0	0	0	0	0	0	0	0	0	0	0	0	0	0	16	0	71
HV	66	13	20	23	10	0	0	64	2	0	0	0	0	0	0	0	0	0	2	0	0	0	0	0	3	0	0	0	56	10		
LEA	325	0	0	41	150	130	4	257	68	11	0	4	2	0	0	0	0	0	0	0	0	0	0	0	0	0	0	0	59	41	284	
CFC #18 Child & Family Connections, Sangamon Co. Public Health Department, 2833 S Grand Ave, E, Springfield, IL 62703 - Lisa McGlothlin																																
LEA	23	0	0	3	15	5	0	6	3	0	0	1	0	0	0	0	0	0	0	0	0	0	0	0	0	5	0	6	3	20		
CFC #19 Child & Family Connections, Macon Co. Community Mental Health Board, 132 S Water St, Ste 604, Decatur, IL 62523 - Amy Farmer																																
HS/EHS	32	7	11	14	0	0	0	31	1	5	0	3	1	0	0	0	0	0	0	0	0	0	0	0	0	0	0	0	32	0		
LEA	356	0	0	6	230	118	2	0	356	0	0	0	0	0	0	0	0	0	0	0	60	284	5	0	0	38	38	1	6	350		
CFC #20 Child & Family Connections, Community Support Systems, 1901 S 4th St, Ste 209, Effingham, IL 62401 - Rita Wahl																																
LEA	56	0	0	2	45	9	0	2	54	0	0	1	0	1	0	0	0	0	0	0	0	0	0	0	0	7	6	5	2	54		
CFC #21 Child & Family Connections, Regional Office of Education #13, 4 Eagle Center, Ste 4, O'Fallon, IL 62269 - Terri Kampwerth																																
HV	65	14	26	25	0	0	0	41	5	7	0	4	3	0	0	0	0	0	0	1	0	11	0	0	0	0	0	0	0	65	0	
LEA	559	31	47	115	237	127	2	247	299	6	0	4	10	7	0	2	4	15	10	3	3	54	261	1	18	0	49	24	7	193	366	
PI	24	3	10	11	0	0	0	20	4	0	0	1	2	0	0	0	0	0	1	0	1	0	0	0	0	0	0	0	24	0		
WIC	720	198	206	130	100	78	0	712	8	0	0	0	8	0	0	0	0	0	0	0	0	0	0	0	0	0	0	0	534	178		
CFC #22 Child & Family Connections, Regional Office of Education #13, 660 W Noleman St, Centralia, IL 62801 - Nicole Van Hise																																
CC	41	4	5	1	9	22	0	0	41	0	0	0	4	0	0	0	10	0	1	9	10	6	0	0	31	0	0	31	31	10	31	
HS/EHS	111	10	7	6	39	49	0	83	28	0	0	10	0	0	23	0	0	0	0	2	2	0	0	2	0	0	1	0	0	23	88	
HV	44	10	15	16	2	1	0	3	37	0	0	0	5	0	0	0	0	37	0	0	0	0	0	0	0	0	0	0	41	3		
LEA	101	0	0	10	46	45	0	0	101	0	0	0	0	0	0	0	0	0	10	0	0	2	89	0	0	0	0	0	10	91		
CFC #23 Child & Family Connections, Wabash & Ohio Valley Special Education Dist., 800 S Division St, Norris City, IL 62869 - Charity Heifner																																
CC	73	6	9	12	14	29	3	3	70	0	0	0	7	0	0	0	27	0	0	7	27	2	0	0	43	0	0	2	43	27	46	
HS/EHS	449	44	74	70	104	157	0	391	58	0	0	0	7	0	0	0	0	0	10	0	0	3	0	0	0	0	0	0	6	188	261	
LEA	335	5	13	29	194	93	1	36	299	0	0	0	15	0	0	0	0	0	2	2	3	0	284	0	0	0	114	6	18	47	288	

Screenings Reported by CFC/CPS/DCFS and Agencies Represented / FY2020 Q1

Agency Type	Total Screened	Ages (in Months)						Not Referred	Total Referred	Screenings of Children involved with DCFS			# of Children Ages 0 to 3 Referred to								# of Children Ages 3 to 5 Referred to					Sub-Totals					
		0-11	12-23	24-35	36-47	48-60	61+			In Intact Family Services	Children of Teen Wards	In Foster Care	LEA EI	LEA (ECSE)	EHS	PI (center-based)	Child Care Program	HV	Other Services	Multiple Services	Rescreening	LEA (ECSE)	PFA	HS	Child Care Program	Other HV Services	Multiple Services	Rescreening	Ages 0-35 mos.	Ages 36-61+ mos.	
WIC	35	26	9	0	0	0	0	28	7	0	0	0	1	0	0	0	0	0	0	6	0	0	0	0	0	0	0	0	35	0	
CFC #24 Child & Family Connections, Archway, Inc., 2751 W Main, PO Box 1180, Carbondale, IL 62901-1180 - Lindsay Baskin																															
CC	70	7	14	17	16	16	0	0	70	0	0	0	6	0	0	0	38	0	0	38	38	3	0	0	32	0	0	32	32	38	32
HS/EHS	119	0	0	0	51	68	0	118	1	0	0	1	0	0	0	0	0	0	0	0	0	0	0	0	0	0	0	0	0	119	0
HV	119	46	24	41	7	1	0	97	22	1	0	0	0	0	18	0	4	0	0	0	0	0	0	0	0	0	0	0	111	8	
LEA	90	5	7	11	33	34	0	0	90	0	0	0	0	0	0	0	16	3	16	15	0	72	0	0	2	2	9	7	23	67	
CFC #25 Child & Family Connections, Options & Advocacy for McHenry Co., 365 Millennium Dr, Ste A, Crystal Lake, IL 60012 - Susan Beckman																															
CC	64	5	10	24	12	13	0	58	6	0	0	0	4	0	0	0	0	0	0	0	1	0	0	0	0	0	1	0	0	39	25
CFC	233	61	85	87	0	0	0	0	233	0	0	0	233	0	0	0	0	0	0	0	0	0	0	0	0	0	0	0	233	0	
LEA	221	0	0	13	94	114	0	44	177	0	1	1	0	4	0	0	0	0	0	1	52	114	0	0	0	4	3	5	13	208	
Chicago Public Schools, Office of Diverse Learner Supports & Services, 42 W Madison St, 2nd Floor, Chicago, IL 60602 - Dr. Stephanie Jones																															
LEA	1142	18	77	181	416	290	158	650	492	0	0	0	34	0	0	0	0	0	0	63	248	0	0	0	0	0	0	0	147	276	864

Screenings Reported by CFC/CPS/DCFS and Screening Tools Utilized / FY2020 Q1

Screening Tool	Total Screened	Ages (in Months)							Not Referred	Total Referred	Screenings of Children involved with DCFS			# of Children Ages 0 to 3 Referred to								# of Children Ages 3 to 5 Referred to							
		0-11	12-23	24-35	36-47	48-60	61+	In Intact Family Services			Children of Teen Wards	In Foster Care	LEA EI	LEA (ECSE)	EHS	PI (center-based)	Child Care Program	HV	Other Services	Multiple Services	Rescreening	LEA (ECSE)	PFA	HS	Child Care Program	Other HV Services	Multiple Services	Rescreening	
CFC #01	Child & Family Connections, Youth Services Network, Inc., 107 North 3rd Street, Rockford, IL 61107 - Dee Dee Lowery																												
ASQ	0	0	0	0	0	0	0	0	0	0	0	0	0	0	0	0	0	0	0	0	0	0	0	0	0	0	0	0	
ASQ-3	1269	99	135	144	575	316	0	288	981	11	1	20	7	0	0	14	0	36	0	0	55	26	786	182	25	0	53	469	369
ASQ:SE	841	30	57	58	465	231	0	135	706	4	1	12	5	0	0	0	0	5	0	0	0	9	696	182	25	0	0	465	352
ASQ:SE-2	31	9	11	11	0	0	0	0	31	0	0	0	0	0	0	0	0	31	0	0	0	0	0	0	0	0	0	0	0
BRIG	26	0	0	0	18	8	0	1	25	0	0	0	0	0	0	0	0	0	0	0	0	0	23	0	0	0	1	0	1
DIAL	26	0	0	0	18	8	0	1	25	0	0	0	0	0	0	0	0	0	0	0	0	0	23	0	0	0	1	0	1
DIAL-3	0	0	0	0	0	0	0	0	0	0	0	0	0	0	0	0	0	0	0	0	0	0	0	0	0	0	0	0	0
DIAL-4	411	8	12	30	210	105	46	179	232	5	0	4	2	2	0	14	0	0	9	0	0	56	114	0	0	0	13	4	26
ESI	181	51	54	63	7	6	0	125	56	7	0	4	0	0	0	0	0	0	0	0	55	0	0	0	0	0	0	0	1
ESI-R	834	30	53	55	465	231	0	133	701	4	1	12	5	0	0	0	0	0	0	0	0	9	696	182	25	0	0	465	352
PLS	1	0	0	1	0	0	0	1	0	0	0	0	0	0	0	0	0	0	0	0	0	0	0	0	0	0	0	0	0
PLS-4	4	0	0	0	3	1	0	1	3	0	0	0	0	0	0	0	0	0	0	0	0	0	0	0	0	0	2	0	1
PQ	21	0	0	0	13	8	0	6	15	4	0	0	0	0	0	0	0	0	0	0	0	1	14	0	0	0	0	0	0
Speed DIAL-4	53	0	0	1	26	26	0	1	52	0	0	3	0	0	0	0	0	0	0	0	0	0	0	0	0	0	52	4	4
CFC #02	Child & Family Connections, Lake County Health Department, 3010 Grand Ave, 2nd Floor, Waukegan, IL 60085 - Donna Musser																												
ASQ-3	384	102	137	136	5	4	0	341	43	1	0	3	34	4	0	0	1	2	4	0	0	3	0	0	0	0	0	0	0
ASQ:SE	12	0	0	0	5	7	0	1	11	0	0	0	0	0	0	0	0	0	0	0	0	2	9	0	0	0	0	0	0
DIAL	14	0	0	0	7	7	0	1	13	0	0	0	0	0	0	0	0	0	0	0	0	2	9	0	0	0	0	0	1
DIAL-4	189	0	0	3	78	107	1	32	163	0	0	1	0	1	0	0	0	0	1	0	0	37	89	25	0	0	11	6	6
CFC #03	Child & Family Connections, Regional Office of Education for Carroll, Jo Daviess, & Stephenson Co., 27 S State Ave, Ste 101, Freeport, IL 61032 - Angela Hodges																												
ASQ	621	331	133	69	49	39	0	575	46	0	0	0	4	0	0	0	0	0	1	0	0	0	0	0	0	0	0	0	0
ASQ-3	185	149	27	7	1	1	0	158	27	0	0	0	2	0	0	0	0	0	0	0	25	0	0	0	0	0	0	0	0
ASQ:SE	20	4	7	3	6	0	0	19	1	0	0	0	0	0	0	0	0	1	0	0	0	0	0	0	0	0	0	0	0
BRIG-3	7	0	0	0	4	3	0	5	2	0	0	0	0	0	0	0	0	0	0	0	0	0	0	0	0	0	0	0	2
DIAL-4	70	0	0	4	38	28	0	42	29	0	0	2	0	0	0	0	0	1	0	1	4	20	0	0	0	1	0	2	
MCHAT	22	17	3	2	0	0	0	18	4	0	0	0	4	0	0	0	0	0	0	0	0	0	0	0	0	0	0	0	0
Play-Based	57	0	0	3	32	22	0	0	57	0	0	1	0	2	1	0	0	0	0	0	0	1	42	11	0	0	0	0	0
CFC #04	Child & Family Connections, DayOne PACT, 1551 E Fabyan Pkwy, Geneva, IL 60134 - Ellana Mavromatis																												
ASQ	16	0	0	0	10	6	0	2	14	0	0	0	0	0	0	0	0	0	0	0	0	10	3	0	0	0	0	0	1
ASQ-3	857	68	131	129	236	291	2	566	291	0	0	0	53	4	0	0	0	0	3	0	1	21	185	0	0	0	11	2	19

Screenings Reported by CFC/CPS/DCFS and Screening Tools Utilized / FY2020 Q1

Screening Tool	Total Screened	Ages (in Months)							Not Referred	Total Referred	Screenings of Children involved with DCFS			# of Children Ages 0 to 3 Referred to								# of Children Ages 3 to 5 Referred to							
		0-11	12-23	24-35	36-47	48-60	61+	In Intact Family Services			Children of Teen Wards	In Foster Care	LEA EI	LEA (ECSE)	EHS	PI (center-based)	Child Care Program	HV	Other Services	Multiple Services	Rescreening	LEA (ECSE)	PFA	HS	Child Care Program	Other HV Services	Multiple Services	Rescreening	
ASQ:SE	168	34	50	37	31	16	0	126	42	0	0	0	11	0	0	0	0	0	0	0	0	0	0	0	0	0	0	8	
ASQ:SE-2	116	16	34	37	18	11	0	93	23	0	0	0	3	0	0	0	0	0	2	0	0	3	7	0	0	0	0	10	
BAT	64	0	0	4	35	23	0	18	46	0	0	0	1	0	0	0	0	0	1	0	1	6	24	0	0	0	13	2	
BDI-2	11	0	0	0	4	7	0	5	6	0	0	0	0	0	0	0	0	0	0	0	0	6	0	0	0	0	0	0	
DIAL	36	0	0	0	22	13	1	34	2	0	0	0	0	0	0	0	0	0	0	0	0	2	0	0	0	0	0	0	
DIAL-4	40	0	0	0	6	34	0	40	0	0	0	0	0	0	0	0	0	0	0	0	0	0	0	0	0	0	0	0	
Play-Based	16	0	0	0	10	6	0	2	14	0	0	0	0	0	0	0	0	0	0	0	0	10	3	0	0	0	0	1	
PLS-5	29	0	0	0	18	11	0	11	18	0	0	0	0	0	0	0	0	0	0	0	0	3	7	0	0	0	0	10	
Speed DIAL-4	114	0	0	1	39	74	0	6	108	0	0	0	0	0	0	0	0	0	0	0	0	0	93	0	0	0	15	0	
CFC #05 Child & Family Connections, DayOne PACT, 750 Warrenville Rd, Ste 300, Lisle, IL 60532 - Marianne McGuire																													
ASQ	49	0	0	0	26	23	0	10	39	0	0	0	0	0	0	0	0	0	0	0	0	3	32	5	0	0	0	1	0
ASQ-3	302	47	64	85	58	46	2	146	156	0	0	0	36	18	0	0	0	11	4	1	18	10	51	1	0	0	0	7	
ASQ:SE	145	30	39	48	17	11	0	96	49	0	0	0	12	0	0	0	0	7	2	1	2	3	24	0	0	0	0	0	
ASQ:SE-2	36	5	5	7	9	10	0	5	31	0	0	0	0	4	0	0	0	4	1	0	8	7	4	0	0	0	0	2	
CIP	41	0	0	5	21	15	0	8	33	0	0	0	0	1	0	0	0	0	3	0	1	12	15	0	0	0	0	1	
DIAL	90	1	0	0	43	46	0	15	75	0	0	1	0	0	0	0	0	0	2	0	0	3	64	0	0	0	1	5	
DIAL-4	65	0	0	3	30	32	0	13	52	0	0	0	0	0	0	0	0	0	0	0	0	8	38	0	6	0	0	1	
Speed DIAL-4	15	0	0	0	5	10	0	0	15	0	0	0	0	0	0	0	0	0	0	0	0	0	10	0	0	0	5	0	
CFC #06 Child & Family Connections, Clearbrook, 1835 W Central Rd, Arlington Heights, IL 60005 - Jason Tietz																													
ASQ	26	0	0	3	12	11	0	1	25	0	0	0	0	2	0	0	0	0	0	1	0	0	6	12	0	0	0	4	0
ASQ-3	311	1	2	81	119	108	0	130	181	0	0	0	18	8	0	0	0	0	0	0	0	54	77	0	0	0	24	0	
ASQ:SE	5	0	0	0	1	4	0	0	5	0	0	0	0	0	0	0	0	0	0	0	0	5	0	0	0	0	0	0	
ASQ:SE-2	126	1	2	7	62	54	0	71	55	0	0	0	0	0	0	0	0	0	0	0	0	1	35	0	0	0	19	0	
BAT	120	1	2	7	59	51	0	67	53	0	0	0	0	0	0	0	0	0	0	0	0	0	35	0	0	0	18	0	
BRIG	5	0	0	0	3	2	0	0	5	0	0	0	0	0	0	0	0	0	0	0	0	0	2	0	0	0	2	1	
DIAL	39	1	5	14	10	8	1	16	23	0	0	1	5	7	0	0	0	0	0	0	0	4	0	0	0	0	0	4	
DIAL-4	181	1	1	38	78	58	5	52	129	0	0	0	0	8	0	0	0	0	0	0	0	48	64	0	0	0	9	0	
Play-Based	61	0	0	31	22	6	2	36	25	0	0	0	0	1	0	0	0	0	0	0	0	14	10	0	0	0	0	0	
Social His	12	0	0	1	6	5	0	0	12	0	0	0	0	0	0	0	0	0	1	0	0	6	5	0	0	0	0	0	
Speed DIAL-4	140	0	0	2	61	77	0	12	128	0	0	0	1	0	0	0	0	0	1	0	0	6	95	0	0	0	22	3	
TPBA	6	0	0	0	3	3	0	4	2	0	0	0	0	0	0	0	0	0	0	0	0	1	0	0	0	0	1	0	

Screenings Reported by CFC/CPS/DCFS and Screening Tools Utilized / FY2020 Q1

Screening Tool	Total Screened	Screenings of Children involved with DCFS							# of Children Ages 0 to 3 Referred to											# of Children Ages 3 to 5 Referred to													
		Ages (in Months)						Not Referred	Total Referred	Family Services	Children of Teen Wards	In Foster Care	LEA EI	(ECSE)	PI (center-based)	Child Care Program	HV	Other Services	Multiple Services	Rescreening	LEA (ECSE)	PFA	HS	Child Care Program	Other HV Services	Multiple Services	Rescreening						
		0-11	12-23	24-35	36-47	48-60	61+																										
CFC #07 Child & Family Connections, Suburban Access, Inc, One Westbrook Corporate Ctr, Ste 640, Westchester, IL 60154 - Jo Ann Alferink																																	
ASQ	3	0	0	0	1	2	0	0	3	0	0	0	0	0	0	0	0	0	0	0	0	0	0	0	0	0	0	0	0	0	0		
ASQ:SE	3	0	0	0	1	2	0	0	3	0	0	0	0	0	0	0	0	0	0	0	0	0	0	0	0	0	0	0	0	0	0		
DIAL-4	121	0	0	2	60	59	0	0	121	0	0	0	0	2	0	0	0	0	0	0	0	0	0	0	0	0	0	0	0	0	0		
CFC #12 Child & Family Connections, Easter Seals of Metropolitan Chicago, 17300 S Ozark Ave - North Bldg, Tinley Park, IL 60477 - Peter Byrne																																	
ASQ	23	0	1	0	14	8	0	18	5	0	0	0	0	0	0	0	1	0	0	0	0	0	4	0	0	0	0	0	0	0	0		
ASQ-3	104	20	15	21	40	8	0	23	81	0	0	0	1	0	0	0	0	15	0	1	0	3	63	0	0	0	0	0	0	0	0		
ASQ:SE-2	55	12	7	11	17	8	0	29	26	0	0	0	0	0	0	0	1	0	0	0	0	0	25	0	0	0	0	0	0	0	0		
DIAL	12	0	0	0	8	4	0	4	8	0	0	0	0	0	0	0	0	0	0	0	0	0	8	0	0	0	0	0	0	0	0		
DIAL-4	680	3	13	41	334	269	21	451	229	0	0	1	3	0	0	0	0	12	0	0	0	14	142	2	4	0	19	11	48	0	0		
ESI-K	20	0	0	0	7	12	1	18	2	0	0	0	0	0	0	0	0	0	0	0	0	0	0	0	0	0	2	0	0	0	0		
ESI-P	20	0	0	0	7	12	1	18	2	0	0	0	0	0	0	0	0	0	0	0	0	0	0	0	0	0	2	0	0	0	0		
OAE	12	2	6	4	0	0	0	12	0	0	0	0	0	0	0	0	0	0	0	0	0	0	0	0	0	0	0	0	0	0	0	0	
Social His	14	6	3	5	0	0	0	0	14	0	0	0	1	0	0	0	0	14	0	1	0	0	0	0	0	0	0	0	0	0	0	0	0
CFC #13 Child & Family Connections, Regional Office of Education #26, 130 S Lafayette St, Ste 200, Macomb, IL 61455 - Chuck Farr																																	
ASQ	38	7	16	12	3	0	0	28	10	6	0	2	3	0	0	0	0	0	0	0	0	0	1	0	0	0	0	0	0	0	0	0	
ASQ:SE	38	7	16	12	3	0	0	28	10	6	0	2	3	0	0	0	0	0	0	0	0	0	1	0	0	0	0	0	0	0	0	0	
DIAL-4	12	0	0	0	8	4	0	0	12	0	0	0	0	0	0	0	0	0	0	0	0	12	0	0	0	0	0	0	0	0	0	0	
ESI	27	0	0	3	13	11	0	18	9	0	0	1	0	0	0	0	0	0	0	0	0	0	0	0	0	0	0	0	2	7	0	0	
Speed DIAL-4	41	0	0	0	30	11	0	0	41	0	0	2	0	0	0	0	0	0	0	0	0	3	38	0	0	0	0	0	0	0	0	0	
CFC #14 Child & Family Connections, 3000 W Rohmann Ave., West Peoria, IL 61604 - Michelle Harr																																	
ASQ	178	10	16	14	69	69	0	70	108	0	0	0	2	0	0	11	0	0	0	0	0	4	118	0	0	0	0	5	0	24	0	0	
ASQ-3	61	10	13	8	14	16	0	44	17	6	0	1	5	2	0	0	0	3	0	0	1	4	0	0	0	0	0	0	0	2	0	0	
BRIG	109	5	10	12	34	46	2	33	76	0	0	2	1	3	0	0	0	0	0	2	1	7	62	0	0	0	1	0	1	0	0	0	
BRIG-3	248	0	0	31	129	88	0	19	229	3	0	7	0	6	0	20	0	0	0	0	0	31	146	0	0	0	7	0	16	0	0	0	
DIAL-4	53	0	0	7	21	24	1	23	30	0	0	1	0	3	0	0	0	0	0	0	2	11	6	0	0	0	0	1	8	0	0	0	
ESI-R	30	0	0	0	15	15	0	4	26	0	0	0	0	0	0	0	0	0	0	0	0	5	17	0	0	0	4	0	0	0	0	0	
HAPP-3	13	0	0	2	4	5	2	8	5	0	0	2	0	2	0	0	0	0	2	1	0	1	0	0	0	0	1	0	0	0	0	0	
Hearing	91	5	10	9	30	37	0	24	67	0	0	0	1	0	0	0	0	0	0	0	0	4	62	0	0	0	0	0	0	0	0	0	0
PLS-4	71	0	0	0	39	32	0	42	29	0	0	0	0	0	0	0	0	0	0	0	0	0	56	0	0	0	5	0	24	0	0	0	
SESI	23	0	0	0	0	0	23	10	13	0	0	0	0	0	0	0	0	0	0	0	0	0	0	0	0	0	9	0	4	0	0	0	

Screenings Reported by CFC/CPS/DCFS and Screening Tools Utilized / FY2020 Q1

Screening Tool	Total Screened	Ages (in Months)							Not Referred	Total Referred	Screenings of Children involved with DCFS			# of Children Ages 0 to 3 Referred to								# of Children Ages 3 to 5 Referred to									
		0-11	12-23	24-35	36-47	48-60	61+	In Intact Family Services			Children of Teen Wards	In Foster Care	LEA EI	LEA (ECSE)	EHS	PI (center-based)	Child Care Program	HV	Other Services	Multiple Services	Rescreening	LEA (ECSE)	PFA	HS	Child Care Program	Other HV Services	Multiple Services	Rescreening			
TPBA-2	29	0	0	2	11	14	2	10	19	0	0	0	0	0	0	0	0	0	0	0	0	0	0	0	0	0	0				
CFC #15 Child & Family Connections, Services of Will, Grundy, & Kankakee Counties, Inc., 2300 Glenwood Ave, Joliet, IL 60435 - Rachel Cimino																															
ASQ	94	1	2	4	48	39	0	3	91	0	0	0	1	0	0	0	0	0	0	0	0	0	1	14	71	0	0	0	4	0	0
ASQ-3	221	63	89	65	0	4	0	190	31	0	0	0	31	0	0	0	0	0	0	0	0	0	0	0	0	0	0	0	0	0	0
ASQ:SE	591	0	1	24	314	252	0	274	317	0	0	0	1	0	0	0	2	0	1	0	0	3	25	194	0	3	0	30	0	58	
ASQ:SE-2	53	6	6	19	4	18	0	47	6	0	0	0	3	0	0	0	0	0	0	0	0	0	3	0	0	0	0	0	0	0	
BRIG	490	0	1	26	262	201	0	164	326	0	0	0	1	0	0	0	2	0	1	0	0	3	25	234	0	3	0	30	0	27	
DIAL	102	1	0	0	55	46	0	2	100	0	0	0	0	0	0	0	0	0	0	0	0	0	27	48	0	20	0	0	0	5	
DIAL-4	553	5	2	55	267	196	28	89	464	3	0	4	0	3	0	0	0	0	1	0	0	1	113	334	0	0	0	1	0	11	
CFC #16 Child & Family Connections, 201 W Springfield Ave, Ste 508 & 509, Champaign, IL 61820 - Chris Johnson																															
ASQ	82	0	0	8	42	31	1	9	73	0	0	0	1	0	0	0	0	0	1	0	0	4	6	57	0	0	0	0	0	4	
ASQ-3	183	34	41	33	46	29	0	141	42	0	0	0	11	0	0	0	0	0	0	0	0	4	4	17	0	0	0	0	0	6	
ASQ:SE	115	31	33	18	18	15	0	114	1	0	0	0	1	0	0	0	0	0	0	0	0	0	0	0	0	0	0	0	0	0	
BRIG	53	0	1	11	28	13	0	20	33	0	0	0	3	0	0	0	0	0	0	0	0	4	3	17	0	0	0	0	0	6	
DIAL-4	213	0	0	3	168	42	0	14	199	3	0	0	0	3	0	0	0	0	0	0	0	0	45	135	0	13	0	3	0	0	
TPBA	82	0	0	8	42	31	1	9	73	0	0	0	1	0	0	0	0	0	1	0	0	4	6	57	0	0	0	0	0	4	
CFC #17 Child & Family Connections, ROE of Adams/Pike Counties, 510 Maine St, Ste 615, Quincy, IL 62301 - Kara Hoffman																															
ASQ-3	66	13	20	23	10	0	0	64	2	0	0	0	0	0	0	0	0	0	2	0	0	0	0	2	0	0	0	3	0	0	
ASQ:SE	56	10	17	19	10	0	0	54	2	0	0	0	0	0	0	0	0	0	2	0	0	0	0	2	0	0	0	3	0	0	
DIAL	396	0	0	41	183	166	6	312	84	12	0	4	2	0	0	0	0	0	0	0	0	2	7	0	0	0	0	0	0	75	
Speed DIAL-4	30	4	8	8	10	0	0	28	2	0	0	0	0	0	0	0	0	0	2	0	0	0	0	2	0	0	0	3	0	0	
CFC #18 Child & Family Connections, Sangamon Co. Public Health Department, 2833 S Grand Ave, E, Springfield, IL 62703 - Lisa McGlothlin																															
BRIG	14	0	0	3	8	3	0	0	0	0	0	0	0	0	0	0	0	0	0	0	0	0	0	0	0	0	0	3	0	3	
BRIG-3	9	0	0	0	7	2	0	6	3	0	0	1	0	0	0	0	0	0	0	0	0	0	0	9	0	0	0	2	0	3	
CFC #19 Child & Family Connections, Macon Co. Community Mental Health Board, 132 S Water St, Ste 604, Decatur, IL 62523 - Amy Farmer																															
ASQ	32	7	11	14	0	0	0	31	1	5	0	3	1	0	0	0	0	0	0	0	0	0	0	0	0	0	0	0	0	0	
ASQ:SE	32	7	11	14	0	0	0	31	1	5	0	3	1	0	0	0	0	0	0	0	0	0	0	0	0	0	0	0	0	0	
BRIG	356	0	0	6	230	118	2	0	356	0	0	0	0	0	0	0	0	0	0	0	0	0	60	284	5	0	0	38	38	1	
HELP	32	7	11	14	0	0	0	31	1	5	0	3	1	0	0	0	0	0	0	0	0	0	0	0	0	0	0	0	0	0	

Screenings Reported by CFC/CPS/DCFS and Screening Tools Utilized / FY2020 Q1

Screening Tool	Total Screened	Ages (in Months)						Not Referred	Total Referred	Screenings of Children involved with DCFS			# of Children Ages 0 to 3 Referred to									# of Children Ages 3 to 5 Referred to									
		0-11	12-23	24-35	36-47	48-60	61+			In Intact Family Services	Children of Teen Wards	In Foster Care	LEA EI	LEA (ECSE)	PFA	PI (center-based)	Child Care Program	HV	Other Services	Multiple Services	Rescreening	LEA (ECSE)	PFA	HS	Child Care Program	HV	Other Services	Multiple Services	Rescreening		
CFC #20	Child & Family Connections, Community Support Systems, 1901 S 4th St, Ste 209, Effingham, IL 62401 - Rita Wahl																														
	1	0	0	1	0	0	0	0	1	0	0	0	0	1	0	0	0	0	0	0	0	0	0	0	0	0	0	0	0	0	0
BRIG	15	0	0	0	13	2	0	0	15	0	0	0	0	0	0	0	0	0	0	0	1	14	0	0	0	0	6	6	0	0	
DIAL	4	0	0	1	3	0	0	2	2	0	0	0	0	0	0	0	0	0	0	1	0	0	0	0	0	0	0	0	0	1	
DIAL-4	36	0	0	0	29	7	0	0	36	0	0	1	0	0	0	0	0	0	0	0	0	31	0	0	0	1	0	0	4		
CFC #21	Child & Family Connections, Regional Office of Education #13, 4 Eagle Center, Ste 4, O'Fallon, IL 62269 - Terri Kampwerth																														
ASQ	228	17	26	63	86	35	1	85	147	1	0	2	9	7	0	2	4	15	10	3	0	16	105	0	10	0	1	1	1	1	
ASQ-3	951	226	253	191	154	118	1	856	76	7	0	4	12	0	0	0	0	0	1	0	14	23	43	0	0	0	17	8	3	3	
ASQ:SE	293	31	52	88	86	35	1	126	152	8	0	6	12	7	0	2	4	15	11	3	11	16	105	0	10	0	1	1	1	1	
ASQ:SE-2	166	14	21	36	54	40	1	103	63	0	0	0	1	0	0	0	0	0	0	0	3	23	43	0	0	0	17	8	3	3	
BRIG	0	0	0	0	0	0	0	0	0	0	0	0	0	0	0	0	0	0	0	0	0	0	0	0	0	0	0	0	0	0	
BRIG-3	1	0	0	0	1	0	0	0	1	0	0	0	0	0	0	0	0	0	0	0	0	0	0	0	0	0	0	0	0	0	
DIAL-4	272	12	24	45	117	74	0	158	101	6	0	3	7	0	0	0	0	0	0	0	0	24	100	1	8	0	48	24	6	6	
Play-Based	74	0	0	18	39	17	0	0	74	0	0	0	0	7	0	0	4	0	4	3	0	7	39	0	10	0	0	0	0	0	
PLS-5	0	0	0	0	0	0	0	0	0	0	0	0	0	0	0	0	0	0	0	0	0	0	0	0	0	0	0	0	0	0	
Speed DIAL-4	17	0	0	0	8	9	0	0	17	0	0	0	0	0	0	0	0	0	0	0	0	0	17	0	0	0	0	0	0	0	
CFC #22	Child & Family Connections, Regional Office of Education #13, 660 W Noleman St, Centralia, IL 62801 - Nicole Van Hise																														
ASQ	40	10	15	15	0	0	0	3	37	0	0	0	0	0	0	0	0	37	0	0	0	0	0	0	0	0	0	0	0	0	
ASQ-3	71	14	12	8	14	23	0	0	67	0	0	0	9	0	23	0	10	0	1	11	12	6	0	2	31	0	1	31	31	31	
BRIG	85	0	0	0	36	49	0	83	2	0	0	10	0	0	0	0	0	0	0	0	0	0	0	0	0	0	0	0	0	0	
BRIG-3	101	0	0	10	46	45	0	0	101	0	0	0	0	0	0	0	0	0	10	0	0	2	89	0	0	0	0	0	0	0	
CFC #23	Child & Family Connections, Wabash & Ohio Valley Special Education Dist., 800 S Division St, Norris City, IL 62869 - Charity Heifner																														
ASQ	484	70	83	70	104	157	0	419	65	0	0	0	8	0	0	0	0	0	10	0	6	3	0	0	0	0	0	0	0	6	
ASQ-3	107	11	22	25	18	28	3	39	68	0	0	0	7	0	0	0	26	0	0	7	26	2	0	0	42	0	0	2	42	42	
ASQ:SE-2	2	0	0	1	0	1	0	0	2	0	0	0	0	0	0	0	1	0	0	0	1	0	0	0	1	0	0	0	1	1	
DIAL-4	748	44	74	85	294	250	1	391	357	0	0	0	22	0	0	0	0	0	12	2	3	3	284	0	0	0	114	6	24	24	
Speed DIAL-4	449	44	74	70	104	157	0	391	58	0	0	0	7	0	0	0	0	0	10	0	0	3	0	0	0	0	0	0	0	6	
CFC #24	Child & Family Connections, Archway, Inc., 2751 W Main, PO Box 1180, Carbondale, IL 62901-1180 - Lindsay Baskin																														
ASQ	119	46	24	41	7	1	0	97	22	1	0	0	0	0	0	18	0	4	0	0	0	0	0	0	0	0	0	0	0	0	
ASQ-3	97	12	21	26	16	22	0	0	97	0	0	0	6	0	0	0	38	16	3	54	53	2	23	0	20	2	1	29	26	26	
ASQ:SE	12	0	0	0	5	7	0	0	12	0	0	0	0	0	0	0	0	0	0	0	0	1	0	0	12	0	0	12	12	12	

Screenings Reported by CFC/CPS/DCFS and Screening Tools Utilized / FY2020 Q1

Screening Tool	Total Screened	Ages (in Months)							Not Referred	Total Referred	Screenings of Children involved with DCFS			# of Children Ages 0 to 3 Referred to								# of Children Ages 3 to 5 Referred to							
		0-11	12-23	24-35	36-47	48-60	61+	In Intact Family Services			Children of Teen Wards	In Foster Care	LEA EI	LEA (ECSE)	EHS	PI (center-based)	Child Care Program	HV	Other Services	Multiple Services	Rescreening	LEA (ECSE)	PFA	HS	Child Care Program	Other HV Services	Multiple Services	Rescreening	
ASQ:SE-2	39	5	7	9	5	13	0	0	39	0	0	0	0	0	0	0	0	16	3	16	15	0	23	0	0	2	1	9	6
BRIG	235	22	11	29	84	89	0	183	52	0	0	1	0	0	0	0	0	0	0	0	0	0	49	0	0	0	1	0	1
Hearing	65	22	11	27	5	0	0	65	0	0	0	0	0	0	0	0	0	0	0	0	0	0	0	0	0	0	0	0	0
CFC #25 Child & Family Connections, Options & Advocacy for McHenry Co., 365 Millennium Dr, Ste A, Crystal Lake, IL 60012 - Susan Beckman																													
ASQ	260	61	85	87	14	13	0	9	251	0	0	1	233	0	0	0	0	0	0	0	0	9	8	0	0	0	1	0	0
ASQ-3	125	4	5	15	36	65	0	48	77	0	0	0	2	0	0	0	0	0	0	0	0	0	74	0	0	0	4	3	0
ASQ:SE	41	1	5	9	6	20	0	26	15	0	0	0	2	0	0	0	0	0	0	0	0	5	8	0	0	0	0	0	0
ASQ:SE-2	90	0	0	0	28	62	0	16	74	0	0	0	0	0	0	0	0	0	0	0	0	0	74	0	0	0	3	3	0
CIP	52	0	0	8	32	12	0	12	40	0	1	0	0	0	0	0	0	0	0	0	0	15	24	0	0	0	0	0	1
DIAL-4	52	0	0	5	20	27	0	7	45	0	0	0	0	4	0	0	0	0	0	0	1	28	8	0	0	0	0	0	4
ESP	15	0	0	0	12	3	0	9	6	0	0	1	0	0	0	0	0	0	0	0	0	5	0	0	0	0	1	0	0
PRO-3	15	0	0	0	12	3	0	9	6	0	0	1	0	0	0	0	0	0	0	0	0	5	0	0	0	0	1	0	0
Chicago Public Schools, Office of Diverse Learner Supports & Services, 42 W Madison St, 2nd Floor, Chicago, IL 60602 - Dr. Stephanie Jones																													
ASQ	1142	18	77	181	416	290	158	650	492	0	0	0	34	0	0	0	0	0	0	0	63	248	0	0	0	0	0	0	147
ESI-P	1142	18	77	181	416	290	158	650	492	0	0	0	34	0	0	0	0	0	0	0	63	248	0	0	0	0	0	0	147
ESI-R	1142	18	77	181	416	290	158	650	492	0	0	0	34	0	0	0	0	0	0	0	63	248	0	0	0	0	0	0	147